



# World University Rankings® **Asia 2020**

The top 250 universities in Asia 2020



**THE UNIVERSITY OF  
AUCKLAND**  
Te Whare Wānanga o Tāmaki Makaurau  
NEW ZEALAND



THE UNIVERSITY OF  
**AUCKLAND**  
Te Whare Wānanga o Tāmaki Makaurau  
NEW ZEALAND

# ***THE UNIVERSITY OF AUCKLAND***

*New Zealand's leading research-led university*



**The University of Auckland is ranked 83rd in the top 100 universities worldwide<sup>1</sup>, and is committed to sustainability and making a positive social impact through its research, teaching and knowledge transfer.**

**Best in the country in global rankings:** 13 subjects in the top 50 QS World University Rankings by Subject 2019. No. 1 in NZ for graduate employability<sup>2</sup>

**Ranked No 1 university globally** at delivering on the United Nations's Sustainable Development Goals<sup>3</sup>

**Post study work rights:** All degree graduates of the University of Auckland are eligible for a three-year Post-Study Work Visa.

<sup>1</sup> QS World University Rankings 2020.

<sup>2</sup> QS Graduate Employability Rankings 2020.

<sup>3</sup> Times Higher Education University Impact Rankings 2019.

## **JULIE KHO**

Julie is from Malaysia and gained her PhD in Chemistry from the University of Auckland. She received a departmental scholarship for both her Bachelor of Science (Hons) and PhD degrees.

*"My area of research is in photonics – how light interacts with matter. The science of light is present in numerous natural processes and plays a vital role in our lives. So much of the technology we use today is powered by knowledge in photonics – the internet, mobile phones, GPS. During my PhD, I studied how complex molecules in solar cells absorb light, converting solar energy into chemical energy. In order to 'see' these extremely fast processes in time, I used ultrafast lasers, and the results we observed enabled us to design better molecules for solar energy harvesting.*

*"During my undergraduate degree, I was so inspired by a lecture from Professor Cather Simpson that I applied for a summer scholarship project with her at the Photon Factory. The experiences I had that summer were mind-blowing – I observed how the perseverance of scientists can lead to successful experimental results, I got to work with a group of very smart researchers, and I got to build and use state-of-the-art lasers!*

***"I have now taken a job in the technical industry in New Zealand, where I'm aiming to bring my skills and knowledge to the business world, to make scientific research have more impact in our lives."***



[www.findathesis.auckland.ac.nz](http://www.findathesis.auckland.ac.nz)  
[www.international.auckland.ac.nz](http://www.international.auckland.ac.nz)



[www.neverstop/research](http://www.neverstop/research)





# Scientists close recycling loop

From solar panel to high-capacity lithium-ion battery – a recycling breakthrough at Deakin University has solved a conundrum that has stumped scientists for over 30 years.

Solar panels are one of the most sustainable energy sources, but they have been destined for landfill at the end of their life, along with their most precious component, silicon. This is due to scientists' inability to extract silicon from photovoltaic cells.

Scientists at Deakin's Institute for Frontier Materials can now extract the silicon and repurpose it into nano-sized silicon for advanced lithium-ion (Si anode Li-ion) batteries. These have much higher energy density than current Li-ion batteries.

Dr Md Mokhlesur Rahman and Prof Ying (Ian) Chen have developed the process, which is expected to be available commercially within three years.

"Solar panels mostly contain glass, metal and plastics, but silicon cells are the most important component, transferring the sun's energy into electrons," Prof Chen said.

The average life of a solar panel is 15-25 years. Modelling shows that, without a silicon extraction process, which has thwarted recycling of most panel components, there would be around 1.5 million tonnes of solar panel waste globally in landfill by 2050 – the equivalent of about 100,000 small cars.

"Battery grade nano-silicon retails for more than AUD\$48,000 per kilogram," said Dr Rahman. "This is the Holy Grail of repurposing – taking a product that would otherwise be waste, recycling it, and making it even more valuable."

Connect with Deakin  
[deakin.edu.au/research](https://deakin.edu.au/research)

# Welcome: QS World University Rankings® Asia Region 2020



**Selina Griffin**  
Rankings Manager  
QS Quacquarelli Symonds



**Dennis Yu**  
Rankings Analyst  
QS Quacquarelli Symonds

Welcome to this, the 11th edition of the QS World University Rankings: Asia. First launched back in 2009, this new 2020 edition has been extended once again and now features the continent's top 550 universities.

Universities in Asia are becoming increasingly competitive on the global scale, with two Singaporean institutions hovering outside the top ten of our QS World University Rankings exercise, and a total of 12 appearing in the top 50. However, the Asia Ranking uses a different methodology, designed to capture the specific goals and missional imperatives facing the region's universities.

This year, the methodology remains identical to that used for the 2019 edition, in which the International Research Network indicator was used for the first time. The metric combines research data from Elsevier's Scopus database with an international dimension. This means that this year's results are comparable to those of last year.

The methodology for the Asia ranking now comprises eleven indicators. Academic and employer reputation form the cornerstone of this ranking, amounting collectively to 50% of the overall scoring system. The status of the reputational indicators in our methodology reflect that in order to be considered a world-class university (even at a regional level), you





YONSEI UNIVERSITY

Seoul, Korea

# YONSEI UNIVERSITY ADVANCES AS BIOCLUSTER HUB

Yonsei University continues to pursue innovation through cutting-edge research in biotechnology and information technology at the Yonsei International Campus in Songdo, Incheon.

---

[www.yonsei.ac.kr](http://www.yonsei.ac.kr)

 [@yonsei.eng](https://www.facebook.com/yonsei.eng)


 [Yonsei University](https://www.linkedin.com/company/yonsei-university)



should be perceived as one by the world's academics and employers. The importance of employer reputation is also of considerable worth both to QS and to students who value their university studies due to the career benefits they might provide. In contrast to the World University Rankings, the two reputational indicators are rebalanced in their total contribution to the methodology, so that 20% is attributed to Employer Reputation performance and 30% to Academic Reputation (as opposed to 10% and 40% in the overall World University Rankings).

The other nine indicators constituting this ranking's methodology are: Faculty/Student ratio, Papers per Faculty, Citations per Paper, Staff with PhD, proportion of International Faculty and proportion of International Students, outbound exchange students and inbound exchange students, and International Research Network. Detailed information about all of these indicators can be found in the Methodology section of this supplement.

We hope you enjoy the QS Asia University Rankings 2020.



# WHY USE AN AIRPORT WHEN YOU CAN TELEPORT?



## Travel anywhere in the world without leaving where you are

Forget your suitcase, passport, and toothbrush. You're in New Zealand, while in real time a 3D virtual version of you is in a meeting in London, talking and working with others who are also beaming in from other locations around the globe. Or, you're in a front-row seat in a stadium in Tokyo at the world's biggest sporting event, without leaving home. Go places without travelling there.

At Victoria University of Wellington's Computational Media Innovation Centre (CMIC), pioneering research into augmented virtual teleportation is removing the barriers of distance and expanding possibilities for business, tourism, filmmaking, and whatever else you can imagine.

Here in Wellington, CMIC is a world leader in ideas that can define our future. That future isn't about technology for its own sake, but how it can bring us together to enable creativity and collaboration. As we move to 5G technology, the everyday possibilities will open up even more. In a world without boundaries, who knows how far we can go?

**#1** IN NEW ZEALAND FOR  
RESEARCH INTENSITY\*

\* 2018 PBRF



TO FIND OUT MORE ABOUT WORLD-LEADING THINKING AND RESEARCH, GO TO [VICTORIA.AC.NZ/WELLINGTON](https://victoria.ac.nz/wellington)

CAPITAL THINKING.  
GLOBALLY MINDED.  
MAI I TE IHO KI TE PAE



VICTORIA UNIVERSITY OF  
**WELLINGTON**  
TE HERENGA WAKA

NEW ZEALAND



# Overview: QS World University Rankings® Asia Region 2020



**Martin Ince**  
Writer & journalist in  
higher education & science

The 2020 edition of the QS World University Rankings for Asia lists 550 institutions of higher education, hailing from 18 locations. But there is little doubt which inhabitants of this vast continent will be happiest with the results. The island state of Singapore, home to just 5.8 million people, has the two best universities in Asia.

Number one is the National University of Singapore. It dates back 115 years to 1905, and always features in the upper echelons in any Asian or world ranking. It is joined by Nanyang Technological University, up one place to second this year: in doing so, it regains some of the ground it lost in last year's edition of the rankings. Founded only in 1981, NTU is a startling success story, and is, by some distance, the most successful new university in the world. We rank its even younger neighbour, Singapore Management University, in 76th place: an impressive result for a specialist institution set up as recently as 2000.

There is no secret to Singapore's success in global higher education. It has invested huge sums of money, and it has made itself as open as possible to the world's scholars, students and employers. NUS is seventh in Asia by proportion of international faculty numbers and 17th by proportion of international students. NTU is fifth and 18th for international faculty and students respectively.

However, this ranking will be viewed in a more sombre light by those in the other former tiger economies of Korea and Hong Kong. Korean universities show a persistent pattern of small falls this year, with Seoul National University (SNU) dropping out of the top ten. However, there are still seven Korean universities in our top 100. Its top institutions, KAIST, SNU, and Korea University, remain among Asia's finest, in ninth, 11th and 12th place respectively this year.



浙江大學  
ZHEJIANG UNIVERSITY

A Place of Knowledge and  
Innovation since 1897

*The problems we face  
today and tomorrow  
are complex.*

We bring knowledge from multiple  
disciplines together in innovative ways  
to solve real-world problems.

Humanities | Social Sciences | Science |  
Engineering | Information Technology |  
Agricultural, Life & Environmental Sciences |  
Medicine & Pharmaceutical Sciences

Find out more at [www.zju.edu.cn/english](http://www.zju.edu.cn/english)



---

China remains the region's dominant higher education system.

---

Recent news coverage will have done little to enhance Hong Kong's reputation for global openness and academic freedom. Hong Kong has three universities in our top ten, all a little less well-placed than in 2019. It is perhaps best to regard these shifts as normal annual variation rather than indicative of a severe problem, and the next four Hong Kong universities we list all improve on last year's performance.

The long-term effect of political change on Hong Kong's universities is still to become apparent. However, there can be no doubt that mainland China remains the region's dominant higher education system. It is home to 118 of our 550 ranked universities, ahead of Japan with 87. These include four top-ten institutions: Tsinghua, Peking, Zhejiang and Fudan, in fourth to seventh positions

consecutively and respectively. Most notably, Zhejiang University's relentless rise shows no sign of stopping: it has jumped from 13th to 6th this year. It is worth noting, at this point, that five years ago only one university from Mainland China featured among Asia's top ten. While universities around the world regard Mainland China as a prime source of international students, our figures show that it is also a growing destination for globally-mobile learners.

As in previous years, the contrast between China and the world's other billion-strong nation, India, is a striking one. The top Indian institution in Asia is the Indian Institute of Technology Bombay: 34th this year. Seven Chinese universities outrank it. The top general university in India, Delhi, is down five places from last year, and now places 67th.

## How we did it

This Ranking is compiled according to 11 indicators. They are chosen to capture both academic excellence, the boost that higher education institutions offer students in their working lives and in their personal development.

QS's unique global surveys of academic and employer opinion account for half the possible score in this ranking. These surveys now capture the opinion of over 135,000 people. We ask academics what subjects they specialize in and which are the world's top universities in these fields, and we ask employer what sort of graduates they hire and where they find the most hireable, competent ones. These surveys are the foundation stone of all QS rankings.

Our next set of indicators examine whether universities are fulfilling their mission to generate new knowledge. We look at how many papers in research journals in the Scopus database appear per academic staff member; how often these papers are cited by other academics, and how much publishing they are doing in collaboration with colleagues from other countries.

The next set of indicators is concerned with the experience one might expect at one of Asia's universities. First, we identify the percentage of faculty with a PhD, an accepted baseline hallmark of academic credibility. Then comes faculty/student ratio, a widely-used proxy indicator of class sizes and how likely a student is to have good contact with their teachers.

Two further indicators are designed to show whether a university is globally-competitive by measuring the percentage of international faculty and students at each institution. If people are willing to cross time zones to study or teach there, we propose, perhaps the institution is doing something right. In addition, these indicators inform possible applicants of how international their university campus might turn out to be.

The international orientation of Asian universities is also captured by our final two indicators, which measure international exchange students going both to and from each university. Incoming exchange students add to the global feel of the campus, while the chance of going on an international exchange is a powerful attraction for applicants as well as being a measure of the university's international outlook.

Beyond The Future

# KOREA UNIVERSITY



LIBERTAS  
JUSTITIA  
VERITAS

1

The only  
Korean university  
in the Universitas 21

86<sup>th</sup>

QS  
World University  
Rankings 2019

114<sup>th</sup>

Anniversary of  
Korea University's  
foundation

1,039

Number of  
international  
partner universities

1,779


Number of  
students who enrolled in  
internal Summer Campus

**JOIN US.**

Graduate School Admission Fall 2019  
<http://graduate2.korea.ac.kr>

# Employability Matters

UCSI runs what is virtually Malaysia's largest university-industry network through its Co-Operative Placement (Co-Op) programme. At present, the Malaysia's best private university works with over **4,200 global companies** to provide each student with at least two months of internships each year. Your time here will give the best of both worlds – the knowledge and the skills required to make the cut.



## WHAT OUR CO-OP PARTNERS SAY

**99.3%**  
are satisfied with  
performance of UCSI  
interns

**98.8%**  
of interns were  
prepared for work

**97.8%**  
would like to rehire  
UCSI interns

Source: Co-Operative Education Report (Edition 13 / 2016-2017)



[ucsiuniversity.edu.my](http://ucsiuniversity.edu.my)



PolyU pledges *Opening Minds • Shaping the Future* as its promise for education and research. With more than 80 years of history, the University has evolved alongside the development of Hong Kong, the nation and the world, through the development of its professionally-oriented education and its impactful research and innovations. Ranked among the top 100 universities globally by QS World University Rankings, PolyU strives to create knowledge, address societal needs and benefit mankind.





THE POWER OF A PIONEERING SPIRIT,  
KEEPING PACE WITH THE WORLD!  
PIONEERS WHO WILL LEAD THE FUTURE!

# GYEONGSANG NATIONAL UNIVERSITY



---

## Contact

501, JINJU-DAERO, JINJU-SI, GYEONGSANGNAM-DO,  
REPUBLIC OF KOREA



GYEONGSANG  
NATIONAL  
UNIVERSITY

# LEADING TOWARDS HEALTH INDUSTRY

innovation integration intelligence



**B**enchmarking against Top-notch Research

**E**xcellence in Teaching

**S**ustainable Development

**T**echnology-oriented Professions

**元培醫事科技大學**  
YUANPEI UNIVERSITY OF MEDICAL TECHNOLOGY



30015 新竹市元培街306號  
No. 306 Yuanpei Street Hsinchu, Taiwan 30015  
Tel: 886-3-6102388(Main)  
Fax: 886-3-6102387

# Designing your future

At UTB, we believe in shaping our graduates to become industry-ready with diverse capabilities for building a global and entrepreneurial society in pursuit of innovation.



Universiti Teknologi Brunei  
Tungku Highway, Gadong, BE1410, Brunei Darussalam  
[www.utb.edu.bn](http://www.utb.edu.bn) | [enquiry@utb.edu.bn](mailto:enquiry@utb.edu.bn) | +6732461020



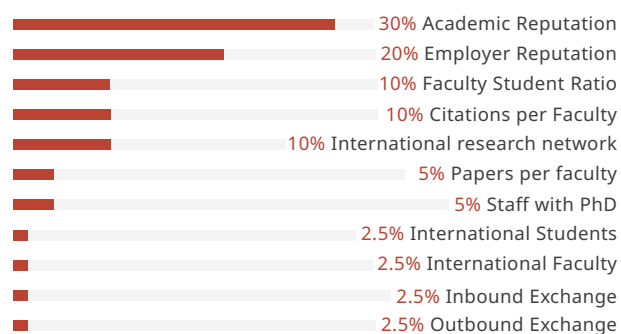
# Methodology: QS World University Rankings® Asia Region 2020

For the QS Asia University Rankings 2020; the methodology remains unchanged from that used for the 2019 edition and uses eleven indicators to assess the performance of universities in Asia.

This methodology differs from that used for the QS World University Rankings®.

The unique approach of the regional rankings is based on feedback collected from the region, the expert identification of those factors of most importance to the region, and the availability of data. Like QS's other rankings, it examines university performance according to four key missional components: teaching, research, employability and internationalization. This latest edition contains a new indicator that combines elements of both research and internationalization into one by examining the diversity of an institution's international research collaborations.

## Indicators



## Global Reputation

### Academic Reputation 30%

Results are taken from the annual survey conducted by QS, which is designed to evaluate the perceptions of academics globally regarding the world's best research institutions. For this 2020 edition, over 94,000 responses were recorded.

### Employer Reputation 20%

This indicator is derived from the annual QS Employer Survey, which aims to gather the views of employers around the world regarding the relative abilities of institutions to provide successful, employable graduates. For the 2020 edition, close to 45,000 responses were analysed.

## Research

### Citations per Papers 10%

#### / Papers per Faculty 5%

For the regional rankings, we take a slightly different approach to that seen in the QS World University Rankings®. We use two indicators to evaluate the dual dimensions of productivity - in the form of Papers per Faculty (which has this year been reduced from 10% to 5% in order to accommodate International Research Network) - and impact, in the shape of Citations per Paper. As with the QS World University Rankings®, we are using a publications window of papers published between 2013-2017 and a six-year citation window from 2013-2018.

These indicators are calculated using data acquired from Elsevier's Scopus database. Furthermore, only those institutions producing more than 150 papers in the last five years are evaluated in the Citations per Faculty indicator. The rest of the data is treated in the same way as for the QS World University Rankings®: self-citations are excluded from the analysis, the paper and citations data are normalized, ensuring the citations achieved in each of the five broad faculty areas are weighted equally and a variable affiliation cap is in place to exclude any anomalous results where a paper has an extraordinarily high number of affiliations for its field.

### International Research Network 10%

Using Scopus data and the same publishing window as the rest of the research indicators, this new indicator first appeared in QS's Latin America University Rankings and has since been incorporated into the other regional exercises. The indicator uses the Margalef Index to assess the degree of international diversity in terms of research collaboration for each evaluated institution. This indicator uniquely combines research with internationalization to offer insight into the extent to which a university's research activities are global.

## Teaching Commitment

### Student to Faculty Ratio 10%

This is the ratio between the number of academic staff and number of students. A higher number of teachers per student is perceived by QS as indirect indicator of the commitment of that institution to high-quality teaching, acknowledging that class sizes are a well-established precondition of improved attainment outcomes. The weighting for this indicator has been reduced from 15% in previous editions to 10% to accommodate the International Research Network indicator.

### Staff with PhD 5%

The Staff with PhD is a proxy measure for teaching quality. It reflects a university's commitment to ensuring that they are acquiring faculty members with expertise in their field – a commitment that can be expected to lead to improved research and teaching alike.

These two indicators in tandem measure a university's commitment to facilitating high-quality interaction between teachers and students.

## Internationalization

### International Faculty 2.5%

The international Faculty Index simply measures the proportion of faculty members that are international. It is a proxy measure for how internationally-attractive the university is to academic staff. Universities based in locations known for attracting high proportions of expatriates perform well here, such as those in Hong Kong and Singapore

### International Students 2.5%


Similar in nature to the International Faculty Index, the International Students Index is based on the proportion of students that are international. It is a proxy measure for how internationally attractive the university is to students. Attracting international faculty and students can be challenging for institutions that are more nationally or regionally focused.

### Inbound Exchange Students 2.5%

### Outbound Exchange Students 2.5%

Uniquely among QS's rankings, the proportion of inbound and outbound exchange students is measured, assessing via proxy the quality of a university's international outreach attempts.

Both metrics account for 2.5% of an institution's final score. In the same vein, QS note that places at the world's top universities are coveted by academics and students alike across the globe, and that internationalisation allows a university to choose between the world's best.





# *Top national reputation and ranking*

## NATIONAL TAIPEI UNIVERSITY OF BUSINESS

NATIONAL TAIPEI UNIVERSITY OF BUSINESS WAS FOUNDED IN 1917, LOCATED AT THE CENTRAL POLITICAL-ACADEMIC DISTRICT OF TAIPEI CITY, THE CAPITAL OF R.O.C. (TAIWAN). THIS PRESTIGIOUS CENTURY-OLD UNIVERSITY IS AN EXCELLENT VOCATIONAL BUSINESS SCHOOL THAT CULTIVATES NUMBERLESS BUSINESS LEADERS IN TAIWAN. THE UNIVERSITY SPECIALIZES IN BUSINESS STUDIES, SOLVING PROBLEMS IN VARIOUS FIELDS OF WORK WITH DIGITAL INNOVATIVE TECHNOLOGY AND EMPHASIZING COMMERCIAL INNOVATIVE DESIGN AND PRACTICAL EDUCATION. IT ALSO ACTIVELY COOPERATES WITH THE INDUSTRY AND FACILITATES STUDENTS' INTERNSHIPS AND INTERNATIONAL EXPOSURE.



國立臺北商業大學  
National Taipei University of Business



WWW.NTUB.EDU.TW



NTUB FACEBOOK

NTUB



**RUDN**  
university

**UNITING PEOPLE OF DIFFERENT  
CULTURES BY KNOWLEDGE RUDN  
UNIVERSITY CREATES LEADERS TO  
MAKE THE WORLD BETTER**

*FOUNDED IN 1960*

- Engineering Technologies
- Medicine
- Agrarian Technologies
- Space Technologies
- Law
- Hospitality Business and Tourism
- Linguistics
- Modern Languages
- Physics
- Mathematics
- Chemistry
- Sciences
- Humanities
- Economics
- Ecology

**32,000**  
students

**157**  
countries

**472** Higher Education programs

Campus: **14** hostels for over

**10,000** students

**Over 150,000 graduates**



**TOP 400**

**2020**

[eng.rudn.ru](http://eng.rudn.ru)

[#rudn\\_university](https://www.instagram.com/rudn_university)

[f @RUDNUniverse](https://www.facebook.com/RUDNUniverse)





THE ALFRED WEST JR.  
LEARNING LAB

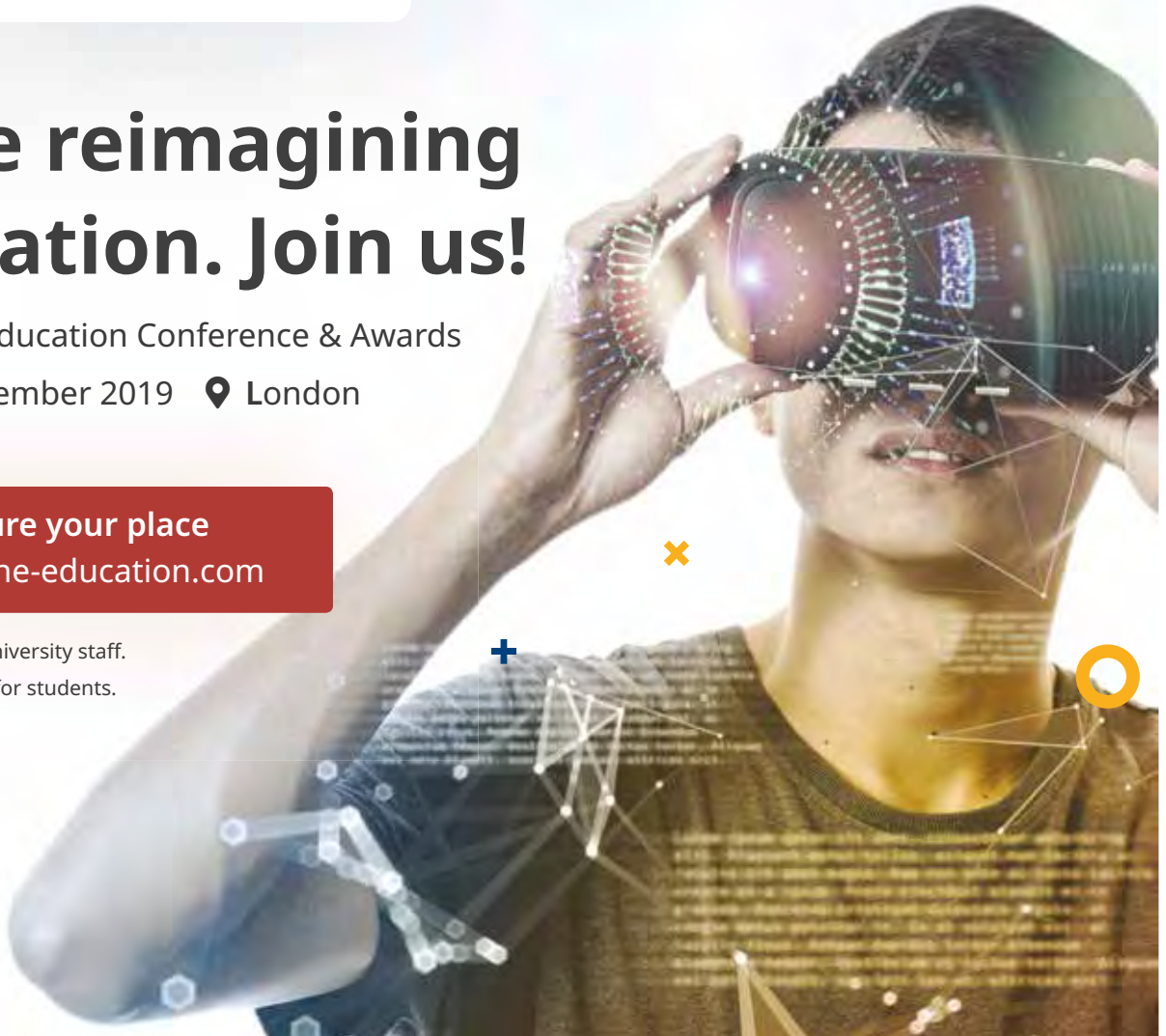
# We're reimagining education. Join us!

Reimagine Education Conference & Awards

📅 8-10 December 2019 📍 London

Secure your place  
[reimagine-education.com](http://reimagine-education.com)

15% discount for university staff.  
Concession tickets for students.



**MEET** 750 senior faculty and leadership from worldclass universities, and CEOs of leading and up-and coming EdTech companies

**NETWORK** with experts from Google, Amazon, IBM, Harvard, Wharton and many more

**LEARN** from the shortlisted innovators of this year's Reimagine Education Awards – the “Oscars” of Education

**ACCELERATE** your institution's growth by engaging in exclusive one-to-one meetings with top investors

**ENHANCE** your professional development – join our active learning day, featuring workshops.

**For more information**

email Serena Ricci at [serena@qs.com](mailto:serena@qs.com)



Jump!CNU

A Leading University of Korea  
Leaping onto the World Stage

# CHUNGNAM NATIONAL UNIVERSITY

## Contact

99 Daehak-ro, Yuseong-gu, Daejeon 34134, Korea  
[www.cnu.ac.kr](http://www.cnu.ac.kr)





# LAKSAMANA COLLEGE OF BUSINESS

Partnership of Abdul Razak Holdings and Kensington College of Business, London



# LCBe EXTRAORDINARY

BUSINESS - HOSPITALITY - COMPUTING - CULINARY



[www.lcb.edu.bn](http://www.lcb.edu.bn)

## APPLY NOW

+673 2238816 / 2238818

[enquiries@laksamanacollege.edu.bn](mailto:enquiries@laksamanacollege.edu.bn)

Laksamana College of Business

lcb\_brunei



ASIA UNIVERSITY  
RANKINGS 2019



#251-260

國立東華大學



NATIONAL DONG HWA UNIVERSITY

**EXCELLENCE** *in Research*  
**DEMOCRACY** *in Autonomy*  
**INNOVATION** *in*  
**FREEDOM** *Academics*  
*in Imagination*



8

Colleges

1000<sup>+</sup>

International Students

41


Departments

400<sup>+</sup>

Outbound Exchange  
Student Quota


400<sup>+</sup>

International Sister  
Universities



Find out more at [ola.ndhu.edu.tw](http://ola.ndhu.edu.tw)

2020 Rank	2019 Rank	Institution	Location	Academic Reputation	Employer Reputation	Faculty Student	Staff with PhD	Papers per Faculty	Citations per Paper	International Research Network	International Faculty	International Students	Inbound Exchange	Outbound Exchange	Overall
1	1	NATIONAL UNIVERSITY OF SINGAPORE (NUS)	SG	100.0	100.0	95.4	97.3	71.3	100.0	100.0	100.0	99.4	100.0	100.0	100.0
2	3=	NANYANG TECHNOLOGICAL UNIVERSITY (NTU)	SG	99.6	99.7	98.1	67.1	75.9	100.0	100.0	100.0	99.4	100.0	100.0	98.8
3	2	UNIVERSITY OF HONG KONG (HKU)	HK	100.0	98.0	94.7	96.3	60.8	97.1	99.4	100.0	100.0	100.0	100.0	98.6
4	3=	TSINGHUA UNIVERSITY	CN	100.0	100.0	97.5	95.4	92.7	96.8	98.1	98.9	78.3	60.6	69.3	98.3
5	5	PEKING UNIVERSITY	CN	100.0	100.0	84.2	80.3	83.5	98.7	99.5	99.2	87.9	78.8	99.9	97.6
6	13	ZHEJIANG UNIVERSITY	CN	92.2	98.8	87.9	97.2	86.1	92.6	99.6	100.0	94.2	100.0	100.0	96.4
7	6	FUDAN UNIVERSITY	CN	98.3	99.8	94.3	64.3	65.3	99.6	93.7	100.0	89.2	98.7	98.1	96.3
8	7	THE HONG KONG UNIVERSITY OF SCIENCE AND TECHNOLOGY (HKUST)	HK	98.5	94.8	72.6	88.5	81.4	100.0	88.5	100.0	99.9	100.0	100.0	95.1
9	8	KAIST - KOREA ADVANCED INSTITUTE OF SCIENCE AND TECHNOLOGY	KR	98.4	95.9	85.4	100.0	99.5	98.7	90.2	68.3	38.7	91.4	67.6	94.7
10	9	THE CHINESE UNIVERSITY OF HONG KONG (CUHK)	HK	99.1	90.5	80.2	73.0	64.8	99.4	97.5	100.0	99.9	100.0	96.5	94.3
11	10	SEOUL NATIONAL UNIVERSITY (SNU)	KR	99.9	99.4	95.2	89.7	82.8	94.0	97.3	55.0	43.9	67.0	40.6	94.2
12	12	KOREA UNIVERSITY	KR	93.4	98.5	92.2	96.0	54.6	94.1	99.0	45.3	90.7	99.9	98.8	94.1
13=	11	THE UNIVERSITY OF TOKYO	JP	100.0	100.0	97.9	89.5	92.7	86.4	100.0	33.9	73.2	40.3	34.6	94.0
13=	19=	UNIVERSITI MALAYA (UM)	MY	89.7	94.4	96.6	84.4	69.2	90.7	100.0	98.0	96.1	100.0	99.7	94.0
15	14	KYOTO UNIVERSITY	JP	100.0	99.6	98.7	97.2	83.3	86.9	100.0	47.1	57.9	32.6	9.9	93.1
16	15	SUNGKYUNKWAN UNIVERSITY	KR	86.5	96.2	93.8	100.0	61.0	98.9	93.5	59.6	83.9	100.0	98.4	92.3
17=	19=	SHANGHAI JIAO TONG UNIVERSITY	CN	97.1	99.7	66.8	57.6	90.2	88.4	99.3	99.9	60.5	68.6	84.0	91.6
17=	18	TOKYO INSTITUTE OF TECHNOLOGY	JP	95.8	98.0	94.1	90.6	96.4	64.7	97.8	75.9	78.6	72.5	26.4	91.6
19	21	CITY UNIVERSITY OF HONG KONG	HK	86.9	76.3	96.1	84.6	88.0	99.9	97.6	100.0	100.0	100.0	100.0	91.2
20	22	NATIONAL TAIWAN UNIVERSITY (NTU)	TW	99.4	97.8	53.9	83.0	85.5	89.2	98.9	58.6	73.9	77.4	69.8	90.9
21	17	YONSEI UNIVERSITY	KR	89.5	97.0	93.4	93.0	54.9	86.4	90.9	46.0	81.6	100.0	92.2	90.6
22	16	OSAKA UNIVERSITY	JP	97.5	93.9	90.3	86.9	85.2	70.0	99.4	63.2	50.4	48.5	74.0	90.4
23	23	TOHOKU UNIVERSITY	JP	93.5	89.9	99.7	94.1	82.6	69.1	99.3	38.6	58.2	49.4	9.8	87.4
24	25	HANYANG UNIVERSITY	KR	73.4	93.7	88.0	96.8	52.5	89.9	93.7	67.6	83.3	99.2	99.6	85.9
25	31	THE HONG KONG POLYTECHNIC UNIVERSITY	HK	88.5	78.4	85.6	5.1	58.4	98.7	95.5	100.0	99.3	87.0	69.8	84.0
26	24	POHANG UNIVERSITY OF SCIENCE AND TECHNOLOGY (POSTECH)	KR	71.2	77.2	100.0	100.0	99.2	99.9	72.5	81.8	14.1	93.7	98.0	82.9
27	28	UNIVERSITY OF SCIENCE AND TECHNOLOGY OF CHINA	CN	84.9	62.2	90.8	94.2	98.2	99.9	91.7	49.7	23.0	38.5	94.0	82.6
28	26=	NAGOYA UNIVERSITY	JP	89.3	75.8	96.6	87.3	77.6	65.8	97.6	51.6	65.4	49.9	14.5	82.4
29	29	HOKKAIDO UNIVERSITY	JP	86.0	84.8	93.0	96.9	71.6	69.0	98.4	56.9	52.2	17.5	5.2	82.2
30	30	KYUSHU UNIVERSITY	JP	85.4	85.6	93.8	93.6	73.5	61.6	98.7	53.6	65.7	24.7	6.9	82.0
31	26=	NANJING UNIVERSITY	CN	88.1	67.6	40.9	58.4	89.1	99.5	96.6	98.9	41.9	99.5	77.7	80.6
32	32	NATIONAL TSING HUA UNIVERSITY	TW	77.4	87.9	41.5	94.0	83.8	95.5	87.2	68.6	59.0	78.0	40.4	79.9
33	34=	UNIVERSITI PUTRA MALAYSIA (UPM)	MY	71.4	77.3	84.9	99.2	60.4	46.5	99.8	97.0	99.6	100.0	99.8	79.5
34	33	INDIAN INSTITUTE OF TECHNOLOGY BOMBAY (IITB)	IN	83.9	94.7	58.1	94.4	91.9	69.1	83.2	9.3	4.4	11.0	12.9	77.0
35	37=	NATIONAL CHENG KUNG UNIVERSITY	TW	70.3	82.3	54.6	87.2	76.3	73.3	93.7	51.6	73.5	58.4	59.0	75.5
36	34=	WUHAN UNIVERSITY	CN	69.4	84.4	29.0	81.4	75.4	86.6	98.2	93.9	40.6	45.6	94.1	75.3
37	43	UNIVERSITI SAINS MALAYSIA (USM)	MY	76.3	83.0	86.2	44.4	50.0	50.3	99.9	84.2	87.2	46.9	2.7	74.9
38	36	WASEDA UNIVERSITY	JP	86.6	98.8	42.3	7.0	21.8	50.9	93.9	77.3	84.2	57.7	74.8	74.8
39	41	UNIVERSITI KEBANGSAAN MALAYSIA (UKM)	MY	77.0	77.8	95.1	13.7	47.5	31.9	99.6	64.9	86.8	81.5	78.9	73.7
40	37=	KYUNG HEE UNIVERSITY	KR	52.4	67.0	94.9	93.2	32.1	91.1	95.1	45.0	85.6	100.0	100.0	73.3
41	42	KEIO UNIVERSITY	JP	82.6	96.7	76.5	1.1	26.6	47.9	83.2	41.2	48.0	55.7	29.6	72.1
42	39	SUN YAT-SEN UNIVERSITY	CN	66.8	69.1	62.4	97.0	47.4	96.4	98.2	34.8	30.3	7.3	63.9	71.7
43	40	INDIAN INSTITUTE OF TECHNOLOGY DELHI (IITD)	IN	78.0	91.3	31.1	100.0	99.6	67.3	77.2	8.8	4.0	4.4	8.1	71.3
44	45	NATIONAL CHIAO TUNG UNIVERSITY	TW	56.1	80.0	58.4	94.4	92.9	66.0	73.1	73.6	81.7	79.3	76.1	71.2
45	44	CHULALONGKORN UNIVERSITY	TH	89.1	87.4	34.0	69.1	24.5	47.2	96.6	35.3	9.0	45.2	30.1	71.1
46	47	UNIVERSITI TEKNOLOGI MALAYSIA (UTM)	MY	58.7	77.7	85.0	32.3	69.6	49.7	99.8	70.9	94.9	66.9	45.5	70.1
47	49	NATIONAL TAIWAN UNIVERSITY OF SCIENCE AND TECHNOLOGY	TW	50.7	64.8	77.1	36.9	70.6	88.4	83.8	65.5	83.7	97.4	73.6	67.9
48	52	MAHIDOL UNIVERSITY	TH	68.1	67.3	74.5	75.3	16.5	58.8	88.4	27.9	23.8	74.7	45.2	66.3
49	46	UNIVERSITY OF TSUKUBA	JP	66.3	36.8	82.5	86.6	59.8	52.8	97.8	47.5	78.6	69.0	81.2	66.1
50	48	INDIAN INSTITUTE OF TECHNOLOGY MADRAS (IITM)	IN	65.1	81.4	37.1	100.0	97.4	51.6	77.4	9.1	4.3	31.2	18.9	65.2



# INSPIRE TALENTS

We welcome apples of all kinds  
from every corner.



#### LEADERSHIP

KMU, the maker of  
Guidance for hepatitis  
C treatment.



#### HUMANISM

KMU, the value  
guardian of medical  
humanities.




#### MULTITALENT

KMU, the best interdisciplinary  
medical academy in the  
Asia Pacific.



Your health and beauty  
are our specialty.



## College of Pharmacy

School of Pharmacy

Department of Fragrance and Cosmetic Science

Graduate Institute of Natural Products

Master Degree Program in Toxicology

Ph. D. Program in Toxicology



Enjoy the Nature,  
Find Your Future, JNU

# JEJU NATIONAL UNIVERSITY

---

## Contact

102, Jejudaehak-ro, Jeju-si, Jeju-do, Republic of Korea  
<http://www.jejunu.ac.kr>





**UST** UNIVERSITY OF  
SCIENCE & TECHNOLOGY

# Enters TOP 100 Young Universities in the World by Nature Index 2019



National Research Institutes-based  
Graduate University  
In Korea

2020 Rank	2019 Rank	Institution	Location	Academic Reputation	Employer Reputation	Faculty Student	Staff with PhD	Papers per Faculty	Citations per Paper	International Research Network	International Faculty	International Students	Inbound Exchange	Outbound Exchange	Overall
51	50=	INDIAN INSTITUTE OF SCIENCE (IISC) BANGALORE	IN	64.8	42.7	66.3	100.0	100.0	85.6	89.5	2.7	5.5			63.6
52	50=	EWHA WOMANS UNIVERSITY	KR	46.7	43.3	91.9	97.9	22.4	93.0	71.1	32.2	85.2	98.3	96.3	63.4
53	56	BEIJING NORMAL UNIVERSITY	CN	70.0	34.8	43.3	63.2	75.6	87.8	94.1	65.1	81.0	13.2	22.1	63.2
54	54	TONGJI UNIVERSITY	CN	60.2	29.6	34.8	67.0	92.9	72.5	95.3	100.0	75.5	97.4	100.0	62.8
55	55	XI'AN JIAOTONG UNIVERSITY	CN	51.6	62.1	56.1	14.2	87.5	78.6	96.0	43.7	43.1	40.3	84.8	62.6
56	53	INDIAN INSTITUTE OF TECHNOLOGY KHARAGPUR (IITKGP)	IN	55.1	76.2	28.9	100.0	99.3	69.6	87.5	15.7	1.5	1.3	16.8	62.5
57	58	RENMIN (PEOPLE'S) UNIVERSITY OF CHINA	CN	53.1	69.1	40.1	89.8	14.8	90.6	71.4	25.5	22.2	28.2	74.6	60.2
58	65	HONG KONG BAPTIST UNIVERSITY (HKBU)	HK	38.7	41.3	53.4	63.6	56.6	99.6	76.1	100.0	99.9	95.2	96.5	59.8
59=	63	NATIONAL CENTRAL UNIVERSITY	TW	48.9	48.7	43.0	96.2	76.6	65.1	80.0	58.5	63.5	78.9	31.2	58.9
59=	57	UNIVERSITY OF INDONESIA	ID	68.8	81.4	55.6	1.7	8.0	5.5	62.5	100.0	20.1	99.3	99.1	58.9
61	67	NATIONAL TAIWAN NORMAL UNIVERSITY	TW	55.5	32.9	82.9	60.0	26.0	67.4	70.2	45.0	94.5	94.7	72.0	58.4
62	64	HUAZHONG UNIVERSITY OF SCIENCE AND TECHNOLOGY	CN	43.3	55.0	23.2	80.7	90.8	90.1	96.1	38.6	26.7	11.5	62.2	58.2
63	68	NATIONAL SUN YAT-SEN UNIVERSITY	TW	50.9	48.6	47.6	100.0	79.7	62.5	58.2	46.4	33.7	98.3	53.3	57.8
64	59	KOBE UNIVERSITY	JP	52.4	60.6	71.5	53.2	46.9	44.6	87.4	31.2	35.2	31.6	13.9	57.2
65	61	INDIAN INSTITUTE OF TECHNOLOGY KANPUR (IITK)	IN	60.2	67.0	18.9	100.0	99.9	61.9	59.2	4.1	3.0	4.9	5.1	57.0
66	73	BANDUNG INSTITUTE OF TECHNOLOGY (ITB)	ID	68.1	74.9	60.8	63.8	22.4	7.2	57.1	93.7	4.1	13.1	28.2	56.9
67	62	UNIVERSITY OF DELHI	IN	66.0	79.2	17.3	14.6	40.0	60.1	89.3	3.3	5.4	4.5	2.7	56.6
68=	69	CHUNG-ANG UNIVERSITY	KR	33.4	51.4	88.1	94.4	25.6	68.8	47.0	48.7	77.7	96.0	95.3	55.8
68=	60	SOGANG UNIVERSITY	KR	42.3	68.9	64.9	57.2	31.1	67.0	46.0	35.9	60.0	86.4	57.3	55.8
70	74	UNIVERSITAS GADJAH MADA	ID	71.0	71.8	62.9	1.0	5.3	5.7	57.0	89.0	8.8	83.1	56.9	55.6
71	70=	HARBIN INSTITUTE OF TECHNOLOGY	CN	47.8	22.9	65.7	74.4	98.2	72.7	97.3	33.0	38.5	17.2	40.2	55.5
72	72	UNIVERSITY OF THE PHILIPPINES	PH	62.2	77.2	75.0	1.0	5.5	25.3	90.5	3.7	3.7	2.0	4.9	55.0
73	66	NANKAI UNIVERSITY	CN	48.7	17.4	37.7	94.3	62.5	100.0	80.9	76.3	31.6	31.0	79.9	54.4
74=	70=	HIROSHIMA UNIVERSITY	JP	51.6	28.9	92.8	43.5	43.1	52.1	95.2	41.6	57.0	12.4	5.6	53.6
74=	80	TAIPEI MEDICAL UNIVERSITY	TW	24.7	35.0	94.6	98.3	47.0	73.9	59.2	61.3	60.6	100.0	99.8	53.6
76	78	SINGAPORE MANAGEMENT UNIVERSITY	SG	32.7	58.5	20.9	14.9	33.5	98.5	59.5	100.0	98.4	100.0	100.0	52.9
77	84=	NATIONAL CHENGCHI UNIVERSITY	TW	44.3	64.9	38.8	99.4	14.4	47.7	25.9	38.7	92.1	99.8	98.9	52.5
78=	82	SHANGHAI UNIVERSITY	CN	53.0	20.3	68.1	54.5	41.6	67.3	79.9	90.0	20.9	60.9	20.8	52.2
78=	75	XIAMEN UNIVERSITY	CN	52.0	13.1	37.9	60.0	56.8	98.4	86.6	22.7	18.7	91.8	58.3	52.2
80	76	PUSAN NATIONAL UNIVERSITY	KR	44.4	37.2	49.4	97.9	52.0	64.9	79.7	36.7	37.4	26.7	32.7	52.1
81	77	HITOTSUBASHI UNIVERSITY	JP	46.8	93.0	46.8	30.6	12.4	35.8	8.6	73.8	65.7	74.2	64.6	51.9
82	99	UNIVERSITI TEKNOLOGI PETRONAS (PETRONAS)	MY	25.9	59.1	45.1	56.8	82.1	21.4	86.1	99.9	82.8	70.0	86.9	51.3
83=	87	NATIONAL UNIVERSITY OF SCIENCES AND TECHNOLOGY (NUST) ISLAMABAD	PK	37.4	74.5	87.6	1.2	25.7	50.3	77.7	10.3	21.8		13.1	51.2
83=	89	SHANDONG UNIVERSITY	CN	38.4	30.6	41.8	78.0	87.1	83.4	85.6	28.5	22.1	45.7	29.9	51.2
85	83	TIANJIN UNIVERSITY	CN	40.5	11.5	30.9	92.2	94.1	85.0	86.3	29.6	19.7	96.4	90.6	50.9
86	100	UNIVERSITI BRUNEI DARUSSALAM (UBD)	BN	28.8	21.4	98.6	75.4	23.8	36.9	78.7	100.0	98.2	100.0	100.0	50.3
87	81	EAST CHINA NORMAL UNIVERSITY	CN	31.4	10.5	42.0	66.0	47.2	93.8	90.1	96.9	78.5	100.0	88.0	49.9
88	88	BEIJING INSTITUTE OF TECHNOLOGY	CN	46.3	22.0	45.9	75.0	90.5	61.1	72.7	14.5	33.7	29.2	76.3	49.4
89	84=	HUFS - HANKUK (KOREA) UNIVERSITY OF FOREIGN STUDIES	KR	30.2	49.8	91.9	87.2	5.1	33.3	26.2	86.9	88.2	100.0	100.0	49.2
90	86	INDIAN INSTITUTE OF TECHNOLOGY ROORKEE (IITR)	IN	33.2	48.9	15.7	100.0	99.9	79.6	84.3		11.3	1.2	3.8	49.1
91=	90	SEJONG UNIVERSITY	KR	25.0	48.4	29.0	79.0	43.0	82.5	71.9	64.6	62.2	57.5	61.8	48.8
91=	104	SICHUAN UNIVERSITY	CN	41.0	15.5	35.8	83.6	70.5	77.9	86.8	64.8	28.8	33.1	60.2	48.8
93=	94	KONKUK UNIVERSITY	KR	22.6	34.5	72.3	63.9	30.4	77.9	80.0	36.6	55.1	68.3	90.6	48.7
93=	98	UNIVERSITY OF MACAU	MO	28.0	20.5	32.4	81.0	74.8	86.9	84.8	100.0	100.0	30.0	48.7	48.7
95=	79	JILIN UNIVERSITY	CN	38.7	35.4	66.2	22.0	44.2	89.7	78.6	41.9	11.2	3.0	26.1	48.5
95=	114	NATIONAL TAIPEI UNIVERSITY OF TECHNOLOGY	TW	24.5	47.4	49.3	100.0	71.4	63.5	47.0	70.3	60.8	50.8	61.8	48.5
97	91=	DONGGUK UNIVERSITY	KR	26.4	22.9	91.4	62.9	19.7	74.1	60.6	43.2	83.6	93.1	99.8	48.2
98	91=	NATIONAL YANG MING UNIVERSITY	TW	33.9	44.1	100.0	14.4	64.8	77.5	46.9	17.3	31.1	6.0	5.0	47.9
99	93	GWANGJU INSTITUTE OF SCIENCE AND TECHNOLOGY (GIST)	KR	26.6	13.0	47.9	100.0	100.0	93.3	77.4	31.1	28.9		98.8	47.4
100	96=	CHIANG MAI UNIVERSITY	TH	57.4	52.8	23.5	58.7	19.4	28.4	78.2	16.2	14.2	17.7	9.1	47.1

# Imagine the unimaginable.

Inspiring transformative applications for artificial intelligence.

## INNOVATE WITH US



**CUHK**  
香港中文大學

The Chinese University of Hong Kong

[www.cuhk.edu.hk](http://www.cuhk.edu.hk)

Korea No.1 University

# KYUNGPOOK NATIONAL UNIVERSITY

---



Creating New Trends and  
Setting New Standards,  
KNU is Leading the World.

**Contact** <http://en.knu.ac.kr>

 **KNU** KYUNGPOOK  
NATIONAL UNIVERSITY

2020 Rank	2019 Rank	Institution	Location	Academic Reputation	Employer Reputation	Faculty Student	Staff with PhD	Papers per Faculty	Citations per Paper	International Research Network	International Faculty	International Students	Inbound Exchange	Outbound Exchange	Overall
101	105	NATIONAL CHUNG HSING UNIVERSITY	TW	32.7	36.2	38.5	95.8	57.7	68.9	53.5	28.2	30.8	67.3	36.6	45.8
102	103	KYUNGPOOK NATIONAL UNIVERSITY	KR	32.7	32.8	57.7	66.3	41.5	60.4	83.3	20.4	21.0	28.2	39.5	45.6
103	96=	CHONBUK NATIONAL UNIVERSITY	KR	27.4	13.0	71.8	53.5	37.9	79.6	85.4	22.0	32.5	65.2	87.8	45.2
104	101	BEIHANG UNIVERSITY	CN	36.6	19.4	40.7	72.2	97.0	52.8	84.9	31.2	27.4	25.5	36.8	45.1
105	102	TOKYO MEDICAL AND DENTAL UNIVERSITY	JP	28.1	16.4	100.0	87.1	48.9	71.2	59.2	9.9	56.2	8.9	18.7	44.8
106	112=	SOUTHEAST UNIVERSITY	CN	30.2	12.7	53.4	79.7	86.4	74.2	92.9	26.6	23.1	3.8	21.3	44.7
107	108	THAMMASAT UNIVERSITY	TH	47.0	68.5	39.1	28.9	7.6	23.0	41.8	54.2	5.6	42.9	41.9	44.5
108	116	TOKYO METROPOLITAN UNIVERSITY	JP	32.2	14.0	46.4	65.0	54.0	78.3	81.1	24.0	26.5	80.9	49.5	44.4
109	135=	TAYLOR'S UNIVERSITY	MY	28.1	68.3	63.4	1.3	12.1	30.3	26.2	97.1	99.5	57.4	86.0	44.2
110	95	LAHORE UNIVERSITY OF MANAGEMENT SCIENCES (LUMS)	PK	33.5	74.1	28.2	24.7	21.5	59.2	55.7	35.4	1.5	5.0	9.0	43.7
111	109	QUAID-I-AZAM UNIVERSITY	PK	33.8	39.5	3.7	26.8	98.6	80.7	94.7	9.5	3.7	2.6	3.5	43.6
112	107	INDIAN INSTITUTE OF TECHNOLOGY GUWAHATI (IITG)	IN	29.0	40.9	25.1	100.0	98.8	64.6	62.0		3.8	12.4	8.2	43.5
113	123	LINGNAN UNIVERSITY (HONG KONG)	HK	18.5	25.0	37.6	95.5	38.6	78.4	35.2	100.0	92.0	100.0	100.0	43.1
114=	106	UNIVERSITY OF HYDERABAD	IN	27.4	17.2	74.2	99.1	80.1	68.3	62.5	6.0	13.4			42.5
114=	120	UNIVERSITY OF SCIENCE AND TECHNOLOGY BEIJING	CN	40.6	16.3	22.8	73.5	98.6	57.9	72.5	12.9	16.3	10.9	50.6	42.5
116=	110	CHIBA UNIVERSITY	JP	33.2	15.9	89.9	39.5	42.9	48.3	87.9	26.1	24.5	9.9	6.3	42.4
116=	128=	UNIVERSITI UTARA MALAYSIA (UUM)	MY	29.5	40.7	47.3	68.1	35.6	7.4	56.8	72.8	98.9	99.6	57.7	42.4
118	112=	UNIVERSITY OF SEOUL	KR	32.0	27.3	50.5	81.0	27.0	57.6	43.1	22.8	24.6	86.9	90.1	42.0
119	137=	UNIVERSITI TEKNOLOGI MARA (UITM)	MY	39.8	70.1	28.8	1.2	22.2	8.6	86.2	7.3	4.7	41.0	11.0	41.9
120	118	SOUTH CHINA UNIVERSITY OF TECHNOLOGY	CN	29.3	13.0	25.1	53.9	88.7	95.5	81.5	37.0	21.5	4.7	20.3	41.7
121	119	INHA UNIVERSITY	KR	15.9	26.5	88.8	3.7	29.3	77.7	74.4	23.0	35.5	43.7	89.4	41.4
122	178=	UCSI UNIVERSITY	MY	16.9	49.6	70.8	1.0	8.0	72.4	42.5	88.1	99.5	43.0	6.1	40.8
123	121	TOKYO UNIVERSITY OF AGRICULTURE AND TECHNOLOGY	JP	29.7	14.8	26.2	98.4	97.6	42.7	84.3	12.4	29.9	38.6	23.0	40.4
124	115	ATENEO DE MANILA UNIVERSITY	PH	41.9	64.9	45.9	1.0	6.4	20.6	33.3	18.5	21.4	39.6	61.8	40.3
125	122	CHONNAM NATIONAL UNIVERSITY	KR	23.7	11.8	46.8	95.0	45.9	79.7	72.9	25.3	34.6	23.2	34.5	40.2
126	117	EAST CHINA UNIVERSITY OF SCIENCE AND TECHNOLOGY	CN	22.2	7.8	28.7	70.3	79.7	98.2	80.9	5.9	8.9	49.1	29.9	39.7
127	130=	KASETSART UNIVERSITY	TH	48.8	46.1	8.7	35.1	11.8	32.3	73.4	25.2	4.3	10.0	6.1	39.6
128	124=	UNIVERSITY OF ULSAN	KR	16.4	7.8	80.4	64.3	54.1	88.3	70.2	11.8	21.5	22.0	26.1	39.1
129	128=	KANAZAWA UNIVERSITY	JP	21.5	10.2	76.2	86.3	46.3	54.7	69.3	27.4	33.8	44.4	8.1	38.8
130	126	DALIAN UNIVERSITY OF TECHNOLOGY	CN	24.7	6.8	23.6	73.2	90.6	83.3	77.6	36.1	14.9	11.7	24.1	38.4
131	164	NORTHWESTERN POLYTECHNICAL UNIVERSITY	CN	12.3	7.2	63.4	79.9	74.0	43.8	85.6	74.0	24.4	49.2	59.3	38.1
132	130=	BOGOR AGRICULTURAL UNIVERSITY	ID	39.6	41.8	48.0	39.8	6.8	6.9	52.1	88.4	6.2	30.7	34.6	38.0
133	139	BEIJING JIAOTONG UNIVERSITY	CN	29.6	14.7	31.8	65.2	71.7	33.8	72.7	20.9	46.6	10.3	90.6	37.5
134	188=	UNIVERSITI MALAYSIA PAHANG (UMP)	MY	19.9	26.7	25.1	66.3	43.1	41.9	73.2	90.4	41.2	51.4	51.1	37.4
135	127	UNIVERSITY OF DHAKA	BD	33.9	54.5	24.6	1.0	7.2	37.1	85.3	4.5	1.5	7.2	2.8	37.3
136	137=	JADAVPUR UNIVERSITY	IN	30.8	17.8	24.8	53.3	93.5	44.7	92.3		3.4	1.8		37.2
137=	188=	SOUTHERN UNIVERSITY OF SCIENCE AND TECHNOLOGY	CN	5.5	1.3	100.0	100.0	22.1	99.4	57.0	84.9	3.1	3.1	14.4	37.1
137=	181=	UNIVERSITI TEKNOLOGI BRUNEI	BN	21.5	22.8	93.6	8.6	16.9	53.1	22.6	100.0	56.7	26.6	99.9	37.1
139	134	UNIVERSITY OF CALCUTTA	IN	36.2	27.9	7.0	100.0	64.2	32.8	72.8	6.1	4.3			36.9
140	143	INTERNATIONAL ISLAMIC UNIVERSITY MALAYSIA (IIUM)	MY	33.6	41.0	28.8	5.5	21.8	10.0	78.5	74.5	98.7	8.4	5.8	36.8
141	163	RITSUMEIKAN UNIVERSITY	JP	28.3	67.6	15.7	13.3	16.6	19.7	44.5	74.6	44.9	21.4	38.6	36.7
142	133	TOKYO UNIVERSITY OF SCIENCE	JP	26.3	38.5	21.6	47.0	55.8	51.3	57.1	48.9	11.3	2.2	3.2	36.1
143=	140	NAGASAKI UNIVERSITY	JP	16.6	6.4	92.9	43.7	30.9	43.3	63.7	28.1	24.7	84.3	75.3	36.0
143=	148=	OSAKA CITY UNIVERSITY	JP	25.1	13.3	83.5	26.7	34.1	54.8	56.0	19.0	17.9	64.4	4.0	36.0
143=	144	VIETNAM NATIONAL UNIVERSITY - HO CHI MINH CITY (VNU-HCM)	VN	42.9	42.1	21.5	1.0	2.6	51.9	51.1	11.7	2.8	35.3	3.4	36.0
146	153=	KING MONGKUT'S UNIVERSITY OF TECHNOLOGY THONBURI	TH	29.1	39.0	26.1	21.2	24.6	57.8	66.0	28.5	6.2	14.0	5.3	35.9
147	124=	VIETNAM NATIONAL UNIVERSITY, HANOI	VN	33.7	34.4	29.6	5.4	5.0	55.2	62.3	34.3	6.1	44.1	28.3	35.8
148=	151=	JINAN UNIVERSITY (CHINA)	CN	12.5	4.4	20.2	36.4	63.7	81.8	82.9	95.3	99.9	33.0	44.1	35.7
148=	156=	PRINCE OF SONGKLA UNIVERSITY	TH	39.1	23.8	22.4	29.4	12.1	39.4	82.2	18.7	8.1	12.2	41.1	35.7
148=	148=	SOOCHOW UNIVERSITY	CN	14.9	6.5	40.6	19.6	55.1	99.5	94.6	28.0	14.3	3.4	33.5	35.7



## *We share something in common*

Global experience. We believe that having international exposure is monumental to our growth. At Atma Jaya International Office we serve its primary function as a center for information, advice and facilitation for international programs with overseas institutions, as well as for students and academic staffs' mobility to and from foreign countries. We strive to ensure that Atma Jaya Catholic University of Indonesia is the preferred place for the international students to get a high quality academic and life-changing experience and remains a trusted academic partner for internationalization. Kindly visit [bit.ly/guidetoace](http://bit.ly/guidetoace) to join our program.

# LOMONOSOV MOSCOW STATE UNIVERSITY



www.msu.ru

Established on  
January 25, 1755

**536** EDUCATIONAL  
PROGRAMMES

**43** FACULTIES  
AND SCHOOLS

**15** RESEARCH  
INSTITUTES

**7** CAMPUSES  
OUTSIDE RUSSIA

**11** NOBEL  
LAUREATS

**6** FIELDS  
MEDALISTS

## Key research priorities

- Information technologies and supercomputing
- Structure of matter and space
- Aerospace technologies and satellite systems
- Interdisciplinary human and life research
- Renewable energy and energy efficiency
- Nanomaterials and bionanosystems
- Sustainable nature and regional development
- Ethics, language, and culture for social development

📍 1 LENINSKIE GORY, MOSCOW, RUSSIA

**1<sup>ST</sup>** IN RUSSIA  
IN ALL RANKINGS

**1<sup>ST</sup>** IN QS EECA RANKINGS

**6<sup>TH</sup>** IN QS BRICS RANKINGS

**21<sup>ST</sup>** IN NATURAL SCIENCES

**23<sup>RD</sup>** IN LINGUISTICS

**26<sup>TH</sup>** IN PHYSICS &  
ASTRONOMY

**33<sup>RD</sup>** IN MODERN  
LANGUAGES

**34<sup>TH</sup>** IN MATHEMATICS

**48<sup>TH</sup>** IN COMPUTER  
SCIENCE  
& INFORMATION  
SYSTEMS

BY QS WORLD  
UNIVERSITY  
RANKINGS  
BY SUBJECT

**84**

IN QS WORLD  
UNIVERSITY  
RANKINGS  
(2020)

**725**

PARTNER  
UNIVERSITIES  
AND RESEARCH  
CENTRES

IN **84** COUNTRIES  
ON **5** CONTINENTS



2020 Rank	2019 Rank	Institution	Location	Academic Reputation	Employer Reputation	Faculty Student	Staff with PhD	Papers per Faculty	Citations per Paper	International Research Network	International Faculty	International Students	Inbound Exchange	Outbound Exchange	Overall
151	135=	COMSATS INSTITUTE OF INFORMATION TECHNOLOGY	PK	21.4	37.6	34.6	1.3	19.7	61.2	99.2	6.2	6.6	1.9	2.5	35.6
152=	146=	AJOU UNIVERSITY	KR	15.7	16.3	66.1	43.8	47.6	71.2	47.9	24.9	30.4	47.0	41.5	35.4
152=	167	INSTITUTE OF CHEMICAL TECHNOLOGY (UDCT), MUMBAI	IN	9.2	22.4	14.7	93.6	100.0	92.6	69.9		2.0			35.4
154	151=	CHUNGNAM NATIONAL UNIVERSITY	KR	25.0	20.8	48.6	65.9	46.2	45.6	61.4	23.4	21.7	7.7	18.7	35.3
155	161	YOKOHAMA NATIONAL UNIVERSITY	JP	25.9	31.4	40.1	9.0	45.0	34.8	66.9	35.1	45.6	37.9	24.1	35.2
156=	155	DE LA SALLE UNIVERSITY	PH	38.5	57.0	11.7	1.0	16.1	20.6	64.2	9.2	13.7	6.5	6.1	35.1
156=	132	OKAYAMA UNIVERSITY	JP	20.9	12.3	81.9	46.0	41.1	53.7	64.3	23.5	29.5			35.1
156=	141=	YEUNGNAM UNIVERSITY	KR	17.6	11.4	26.3	52.4	44.4	84.8	58.6	60.9	33.1	23.5	82.4	35.1
159	153=	HUNAN UNIVERSITY	CN	18.0	5.9	21.4	64.8	65.6	98.2	72.9	20.4	14.4	9.4	25.2	34.8
160=	145	CHINA AGRICULTURAL UNIVERSITY	CN	21.9	6.3	37.8	71.6	78.5	61.8	78.3	13.4	5.7	1.3	11.8	34.6
160=	148=	KHON KAEN UNIVERSITY	TH	35.3	25.3	13.8	43.4	18.2	33.5	71.7	38.7	12.4	47.7	30.8	34.6
162	141=	KUMAMOTO UNIVERSITY	JP	18.6	7.0	91.0	14.2	34.7	48.7	76.2	24.3	18.9	60.1	4.7	34.4
163	166	KAOSIUNG MEDICAL UNIVERSITY	TW	12.8	14.0	57.7	54.8	55.2	63.7	54.8	26.5	41.7	14.9	53.5	33.9
164	181=	CHINA UNIVERSITY OF GEOSCIENCES	CN	12.2	3.9	77.2	2.0	57.6	68.9	93.5	4.0	15.7	11.7	35.7	33.7
165	156=	CHANG GUNG UNIVERSITY	TW	11.9	14.8	72.5	48.4	88.1	70.7	42.1	10.2	24.9	3.8	2.2	33.6
166	173	NATIONAL CHUNG CHENG UNIVERSITY	TW	23.8	25.9	28.1	85.6	43.7	54.0	24.7	4.0	25.1	69.5	35.3	33.5
167	159	THE CATHOLIC UNIVERSITY OF KOREA	KR	13.8	6.0	99.1	90.1	39.3	70.4	17.6	8.5	17.4	19.2	44.4	33.4
168	146=	PAKISTAN INSTITUTE OF ENGINEERING AND APPLIED SCIENCES (PIEAS)	PK	15.6	15.0	99.6	22.9	76.5	65.2	33.5				6.8	33.3
169	169	ANNA UNIVERSITY	IN	17.4	35.1	9.6	50.8	95.7	41.2	74.3	1.3	5.0	1.8	1.9	33.0
170	175=	MULTIMEDIA UNIVERSITY (MMU)	MY	20.2	41.5	25.4	1.7	28.1	28.4	41.7	57.2	75.3	98.9	42.8	32.9
171=	199=	AIRLANGGA UNIVERSITY	ID	41.8	52.0	43.7	1.0	2.8	4.0	19.4	31.0	8.2	22.4	28.1	32.8
171=	185	NANJING UNIVERSITY OF SCIENCE AND TECHNOLOGY	CN	11.7	5.8	35.7	89.5	76.1	63.0	60.3	22.8	16.5	27.2	63.5	32.8
171=	171=	UNIVERSITY OF ENGINEERING & TECHNOLOGY (UET) LAHORE	PK	19.5	58.8	25.7	1.0	11.1	36.4	66.0	2.8	37.0	1.0	1.5	32.8
174	171=	UNIVERSITY OF ELECTRONIC SCIENCE AND TECHNOLOGY OF CHINA	CN	13.1	8.5	41.8	31.0	77.4	46.1	79.7	63.2	6.8	1.6	97.5	32.7
175	180	BIRLA INSTITUTE OF TECHNOLOGY AND SCIENCE	IN	18.2	32.5	13.9	60.8	48.8	56.0	63.9	1.9	8.7	11.8	15.1	32.4
176	240	SHENZHEN UNIVERSITY	CN	13.7	4.4	61.0	39.3	21.8	77.6	81.1	42.9	5.0	6.0	12.3	32.3
177=	156=	BANARAS HINDU UNIVERSITY	IN	23.4	18.3	24.3	52.6	33.6	61.1	76.0	3.3	7.8			32.1
177=	187	UNIVERSITY OF MUMBAI	IN	26.4	61.6	7.9	1.1	20.7	71.2	20.4	5.4	2.1			32.1
179=	271-280	MANAGEMENT AND SCIENCE UNIVERSITY	MY	23.9	39.4	48.7	1.0	1.9	13.8	10.4	94.4	88.8	81.0	88.8	32.0
179=	162	UNIVERSITY OF SANTO TOMAS	PH	29.9	46.4	21.8	1.0	2.2	14.6	20.8	78.2	28.2	84.9	98.9	32.0
181=	181=	CHONGQING UNIVERSITY	CN	18.2	7.2	24.7	28.3	77.5	65.6	88.6	19.6	6.5	5.0	12.6	31.8
181=	160	OSAKA PREFECTURE UNIVERSITY	JP	12.9	16.1	69.3	38.1	57.0	53.2	59.8	15.3	12.4	13.2	3.5	31.8
181=	165	SOPHIA UNIVERSITY	JP	26.7	38.1	19.8	2.7	17.7	21.6	34.5	83.6	72.2	73.4	48.7	31.8
181=	188=	UNIVERSITI TUNKU ABDUL RAHMAN (UTAR)	MY	18.9	53.6	23.5	1.2	12.3	42.9	48.2	41.8	6.5	31.1	25.4	31.8
185	168	LANZHOU UNIVERSITY	CN	17.9	3.4	32.8	5.6	48.4	97.3	86.7	8.6	5.7	3.4	6.1	31.7
186	181=	BEIJING UNIVERSITY OF CHEMICAL TECHNOLOGY	CN	14.9	6.5	63.8	1.0	45.4	99.1	49.8	3.7	6.8	21.1	26.7	31.5
187	194	NATIONAL TAIWAN OCEAN UNIVERSITY	TW	13.3	8.7	25.7	96.8	56.3	42.4	60.3	23.1	37.5	84.2	37.1	31.4
188=	186	BEIJING UNIVERSITY OF TECHNOLOGY	CN	23.8	19.1	52.7	29.6	60.0	38.2	44.9	14.5	16.6	15.3	14.9	31.2
188=	197	CENTRAL SOUTH UNIVERSITY	CN	16.4	8.0	18.0	12.9	95.1	67.6	77.5	49.3	8.8	2.2	34.1	31.2
188=	241=	INDIAN INSTITUTE OF TECHNOLOGY INDORE (IIT INDORE)	IN	7.9	9.0	71.9	100.0	94.3	64.5	26.4	3.7		8.9	4.1	31.2
191	237	SAVITRIBAI PHULE PUNE UNIVERSITY	IN	21.7	29.7	41.5	33.4	40.3	33.3	65.1	1.4	12.8			31.1
192=	178=	FENG CHIA UNIVERSITY	TW	16.8	21.1	9.8	70.7	42.2	44.6	60.1	15.2	48.4	73.2	23.7	31.0
192=	177	JAMIA MILLIA ISLAMIA, NEW DELHI	IN	14.9	14.8	52.4	79.5	28.4	62.6	46.2	14.6	14.4	15.5	12.4	31.0
194	232=	SUNWAY UNIVERSITY	MY	13.6	52.8	39.9	1.1	11.6	25.5	31.1	86.2	69.3	19.8	17.1	30.4
195=	234=	UNIVERSITI TENAGA NASIONAL (UNITEN)	MY	18.9	34.6	32.6	2.0	34.3	38.4	30.0	47.8	51.3	35.1	71.0	30.3
195=	193	UNIVERSITY OF THE PUNJAB	PK	29.7	49.9	6.0	1.2	27.4	27.2	55.8	12.2	3.3	1.7	3.0	30.3
197	192	CHUNG YUAN CHRISTIAN UNIVERSITY	TW	12.3	12.2	9.1	49.5	45.2	75.1	60.3	14.1	43.8	99.3	11.6	30.2
198=	170	NIIGATA UNIVERSITY	JP	13.5	6.0	88.9	16.9	21.8	50.3	61.7	16.2	14.3	43.3	6.5	29.9
198=	229=	SEPULUH NOPEMBER INSTITUTE OF TECHNOLOGY	ID	23.8	37.8	36.9	1.0	12.7	4.3	26.1	83.6	19.7	84.8	100.0	29.9
198=	174	UNIVERSITY OF PERADENIYA	LK	20.2	29.9	25.9	1.9	7.3	57.4	82.0	1.1	5.9	1.4		29.9





# Come to HUFS Meet the World

## Hankuk University of Foreign Studies, Leading a Globalized Korea

Hankuk University of Foreign Studies (HUFS), since its foundation in 1954, has been at the forefront of Korea's development, often dubbed the Korean miracle, serving as a pioneer and driving the economic growth and globalization of Korea. HUFS, a truly global university that fosters innovative leaders of the future.

### Designated as a Specialized Educational Institution for Critical Foreign Languages

The enactment of the Critical Foreign Languages Education Act has expanded the platform for HUFS students majoring in critical foreign languages such as Vietnamese, Arabic, and Portuguese to grow into area specialists by gaining knowledge and experience transnationally. HUFS's prestige as the leading global university in Korea has been enhanced through university-wide academic programs such as HIMUN (HUFS International Model United Nations), which marks its 43rd anniversary this year, and a wide range of globalization programs which include the '7+1 Student Dispatch Program' where students study at overseas universities for one term, 'Honors Program for Area Specialists' to train and nurture area specialists with knowledge and practical experience, and a global internship program under which over 300 students gain on-the-ground overseas work experience annually.

- **Global Education Infrastructure**  
HUFS teaches 45 languages in 52 language majors
- **Academic Exchange Agreements**  
Signed with 832 universities and institutions in 98 countries
- **International Exchange Programs**  
Number of HUFS students dispatched overseas : 1,843  
Number of international students placed at HUFS : 636

### Departments that Foster Global Leaders Prepared for the Ubiquitous High-Tech Era with a Convergence Mindset

- **EICC (English for International Conferences and Communication) Department**  
The best Interpretation and Translation Curriculum in Korea
- **ELLT (English Linguistics & Language Technology) Department**  
The first-ever department that combines language and technology in Korea
- **LD (Language & Diplomacy) Division**  
An 'Elite Diplomat Academy' that nurtures future diplomats with the full range of competencies exemplified by HUFS
- **LT (Language & Technology) Division**  
An 'Elite Trade Academy' that leads global industries and international trade
- **GBT (Global Business & Technology) Division**  
Equips students with English language skills, IT capabilities, and a business mindset to become business leaders in the 21st century
- **BME (BioMedical Engineering) Division**  
Fosters education that integrates the biomedical and engineering fields by fully utilizing IT

### HUFS, A Global Hub at One with the World, has been visited by prominent political leaders

Starting with former President Washington Beltran of Uruguay in 1975, HUFS has had the honor of hosting heads of state from around the world such as Hungary, Poland, Mongolia, Portugal, and Indonesia, and most recently former President Barack Obama of the United States in 2012, not to mention Ministers and Vice Ministers of Foreign Affairs, Prime Ministers, Speakers of Upper Houses, and Speakers of Parliaments from many nations.

#### – Heads of state who visited HUFS (44 visits in total paid by heads of state, including 22 former and incumbent Presidents)

- Barack Obama, former President of the United States (2012)
- Mikhail Gorbachev, former President of the Soviet Union (2001)
- Joko Widodo, President of Indonesia (2018)
- Anibal Antonio Cavaco Silva, former President of Portugal (2017)
- Tsakhiagiin Elbegdorj, former President of Mongolia (2016)
- Bronislaw Komorowski, former President of the Republic of Poland (2013)
- Laura Chinchilla Miranda, former President of Costa Rica (2012)
- Pal Schmitt, former President of Hungary (2012)
- Abdullah Gul, former President of Turkey (2010)
- Georgi Sedefchov Parvanov, former President of Bulgaria (2009)
- Lech Kaczynski, former President of the Republic of Poland (2008)
- Traian Basescu, former President of Romania (2008)
- Elias Antonio Saca, former President of El Salvador (2006)
- Leonel Fernandez, former President of the Dominican Republic (2006)
- Traian Basescu, former President of Romania (2005)
- Joseph Kabila Kabange, former President of the Democratic Republic of the Congo (2005)
- Stanislav S. Shushkevich, former President of Belarus (2004)
- Ernesto Samper Pizano, former President of the Republic of Colombia (1996)
- Zhelyu Zhelev, former President of Bulgaria (1995)
- Alberto Kenya Fujimori, former President of the Republic of Peru (1993)
- Fidel Sanches Hernandez, former President of El Salvador (1982)
- Washington Beltran, former President of Uruguay (1975)



HANKUK UNIVERSITY  
OF FOREIGN STUDIES

1

Ranked number 1  
for 5 years in a row  
in student satisfaction

2014-2018

8<sup>th</sup>

Selected  
as a startup-leading  
hub university

Highest rating for 8 straight years

68<sup>th</sup>

Anniversary of  
CBNU's foundation

248

CBNU signed an MOU  
with about 248 universities  
around the world

1,442

The number of  
foreign students studying at  
CBNU in 2018

# A Dynamic Future

Through collaboration of the university's community

## CHUNGBUK NATIONAL UNIVERSITY



**Contact** <http://www.chungbuk.ac.kr/site/english/main.do>




**CHUNGBUK  
NATIONAL UNIVERSITY**

2020 Rank	2019 Rank	Institution	Location	Academic Reputation	Employer Reputation	Faculty Student	Staff with PhD	Papers per Faculty	Citations per Paper	International Research Network	International Faculty	International Students	Inbound Exchange	Outbound Exchange	Overall
201=	195=	AGA KHAN UNIVERSITY	PK	10.6	8.5	100.0	1.0	22.4	84.3	42.5	7.7	6.8			29.7
201=	198	INDIAN INSTITUTE OF TECHNOLOGY HYDERABAD	IN	11.6	8.4	57.6	100.0	84.9	58.3	30.3	2.6				29.7
201=	201=	THE UNIVERSITY OF TOKUSHIMA	JP	13.4	3.8	70.9	78.0	46.6	27.6	72.4	11.2	13.0	10.8	4.5	29.7
204	203=	WUHAN UNIVERSITY OF TECHNOLOGY	CN	17.1	6.9	25.3	9.4	38.8	79.9	84.4	13.6	13.7	2.9	12.1	29.5
205	219	INDIAN INSTITUTE OF TECHNOLOGY ROPAR	IN	2.1		77.0	100.0	61.9	91.1	29.2	5.8	1.2	2.7	5.0	29.4
206	222	CHUNGBUK NATIONAL UNIVERSITY	KR	11.3	8.1	38.8	94.6	37.3	36.2	76.4	22.9	35.5	8.5	10.6	29.3
207=	175=	BANGLADESH UNIVERSITY OF ENGINEERING AND TECHNOLOGY	BD	24.3	54.9	23.5	11.0	40.3	19.4	34.6		1.9			29.2
207=	203=	KYUSHU INSTITUTE OF TECHNOLOGY	JP	15.0	10.3	22.3	96.6	87.0	31.3	55.1	48.1	20.5	11.2	1.2	29.2
207=	195=	NANJING UNIVERSITY OF AERONAUTICS AND ASTRONAUTICS	CN	10.8	8.7	26.9	68.1	81.7	44.9	53.1	23.6	17.5	14.6	91.6	29.2
207=	291-300	TON DUC THANG UNIVERSITY	VN	9.8	18.4	15.8	1.0	7.3	65.5	79.4	78.4	6.2	84.5	49.7	29.2
211=	201=	UNIVERSITY MALAYSIA PERLIS (UNIMAP)	MY	18.6	13.0	69.4	1.2	39.9	12.4	76.4	11.0	55.6	22.2	7.5	29.1
211=	206	UNIVERSITY OF MALAYSIA SABAH (UMS)	MY	30.8	26.9	14.0	6.3	17.1	26.6	53.7	66.2	19.6	38.3	6.9	29.1
213=	209=	GYEONGSANG NATIONAL UNIVERSITY	KR	8.6	4.2	38.5	90.3	43.7	63.2	66.9	31.6	13.9	4.4	7.7	29.0
213=	227=	NANJING NORMAL UNIVERSITY	CN	11.1	2.8	32.6	26.1	21.0	88.4	82.1	11.2	30.6	4.1	29.5	29.0
215=	301-350	KANGWON NATIONAL UNIVERSITY	KR	9.4	6.4	23.8	70.7	35.3	58.6	75.2	18.7	26.4	35.4	37.5	28.7
215=	209=	SHINSHU UNIVERSITY	JP	11.8	6.6	52.8	1.4	42.9	64.2	79.1	27.8	13.9	9.5	6.7	28.7
215=	218	TEZPUR UNIVERSITY, TEZPUR	IN	6.0	3.0	29.9	90.1	72.2	88.8	36.0	33.6	4.8	16.4	29.0	28.7
218=	203=	INTERNATIONAL CHRISTIAN UNIVERSITY	JP	11.1	22.4	40.0	14.4	7.3	55.5	15.1	99.5	31.5	94.5	85.7	28.3
218=	249	JIANGNAN UNIVERSITY	CN	9.6	16.1	30.2	5.4	60.4	68.8	75.8	6.0	6.2	3.2	17.9	28.3
218=	211=	NATIONAL INSTITUTE OF TECHNOLOGY TIRUCHIRAPPALLI	IN	9.2	11.8	27.4	31.3	79.3	75.4	56.2		48.0			28.3
218=	216=	SHIMANE UNIVERSITY	JP	4.9	2.1	88.6	20.9	41.3	61.1	68.9	15.1	12.9	6.4	1.3	28.3
222	216=	ALAGAPPA UNIVERSITY, KARAIKUDI	IN	3.3	4.4	81.7	84.9	42.7	87.8	23.6		2.4			28.2
223	211=	YOKOHAMA CITY UNIVERSITY	JP	16.9	7.9	100.0	1.8	23.3	68.1	19.2	13.3	9.4	6.2	4.6	28.0
224	271-280	JIANGSU UNIVERSITY	CN	6.4	3.2	81.5	1.4	30.7	71.1	62.1	17.3	37.3	1.4	6.2	27.8
225=	215	NATIONAL INSTITUTE OF TECHNOLOGY ROURKELA	IN	7.0	9.8	14.8	100.0	98.1	61.7	49.7		22.4			27.7
225=	238=	NORTHWEST UNIVERSITY (CHINA)	CN	13.3	3.2	64.0	7.6	28.5	80.0	48.3	14.7	11.6	2.3	28.8	27.7
227	251-260	INDIAN INSTITUTE OF TECHNOLOGY BHUBANESWAR (IIT BBS)	IN	6.8	9.0	45.9	100.0	88.0	73.5	14.8	11.3			3.4	27.6
228=	281-290	VELLORE INSTITUTE OF TECHNOLOGY (VIT)	IN	18.1	25.3	21.6	11.7	48.7	19.6	77.9	37.4	8.3	3.2	7.0	27.4
228=	250=	XI'AN JIAOTONG-LIVERPOOL UNIVERSITY	CN	13.7	7.8	19.9	9.9	13.9	62.3	54.7	100.0	30.1	19.8	100.0	27.4
230	238=	DOSHISHA UNIVERSITY	JP	23.8	36.7	11.4	7.3	13.1	14.0	55.1	60.2	19.7	31.8	14.5	27.3
231	211=	CENTRAL CHINA NORMAL UNIVERSITY (F.K.A. HUAZHONG NORMAL UNIVERSITY)	CN	6.5	3.7	17.5	33.6	24.1	99.6	74.8	19.6	22.2	2.8	23.6	27.0
232	208	KOOKMIN UNIVERSITY	KR	10.5	10.0	34.6	24.1	16.0	63.2	26.0	23.5	82.6	83.4	74.5	26.7
233	229=	MACAU UNIVERSITY OF SCIENCE AND TECHNOLOGY	MO	10.9	9.7	9.4	26.6	26.5	78.5	39.0	100.0	100.0	6.9	11.5	26.6
234=	251-260	BINA NUSANTARA UNIVERSITY (BINUS)	ID	20.4	37.5	33.1	1.0	10.3	1.4	20.8	51.5	12.6	86.9	99.4	26.5
234=	223	KAGOSHIMA UNIVERSITY	JP	11.2	6.7	85.6	17.4	23.5	27.1	67.0	16.3	15.0	14.5	4.3	26.5
236=	261-270	INDIAN SCHOOL OF MINES (ISM) UNIVERSITY, DHANBAD	IN	6.9	4.8	9.3	100.0	98.0	44.1	65.2	2.0	8.2	33.8		26.4
236=	225	PADJADJARAN UNIVERSITY	ID	27.0	40.6	50.6	1.0	3.4	6.0	28.5	9.1	4.7	12.7	8.8	26.4
238	227=	NORTHEASTERN UNIVERSITY (CHINA)	CN	11.1	5.1	17.5	46.4	79.4	28.8	65.6	83.1	10.1	43.5	22.1	26.3
239=	224	DONGHUA UNIVERSITY	CN	8.0	3.3	14.1	7.1	65.8	92.6	53.3	8.8	46.8	12.5	42.0	26.0
239=	261-270	MANIPAL ACADEMY OF HIGHER EDUCATION	IN	18.3	18.1	66.3	1.0	14.0	12.8	54.7	4.1	37.8	10.4	35.1	26.0
239=	251-260	UNIVERSITY OF KARACHI	PK	29.6	25.4	2.5	2.7	23.3	19.7	74.7	18.2	1.9			26.0
242	401-450	NAGAOKA UNIVERSITY OF TECHNOLOGY	JP	5.8	2.6	35.2	95.3	95.2	20.6	37.8	29.5	68.9	16.5	52.9	25.9
243=	251-260	GIFU UNIVERSITY	JP	10.8	4.7	88.5	8.5	36.8	37.7	48.7	16.7	22.3	8.7	6.8	25.8
243=	291-300	HARBIN ENGINEERING UNIVERSITY	CN	11.4	5.6	41.3	12.8	59.9	40.7	62.5	33.1	19.1	39.8	13.0	25.8
243=	250=	TOKAI UNIVERSITY	JP	27.7	18.3	26.2	1.8	17.7	28.1	57.6	24.4	13.4	3.5	5.2	25.8
243=	236	UNIVERSITI MALAYSIA SARAWAK (UNIMAS)	MY	28.4	23.5	18.3	3.3	13.2	21.2	35.7	83.5	25.4	22.9	15.6	25.8
243=	291-300	UNIVERSITI MALAYSIA TERENGGANU (UMT)	MY	18.1	14.3	19.3	63.4	30.1	15.7	66.1	28.7	13.7	39.8	7.5	25.8
248=	301-350	CHINA UNIVERSITY OF PETROLEUM	CN	10.6	4.7	19.5	77.2	97.5	42.1	37.6		14.7	65.2	15.2	25.7
248=	207	SRI VENKATESWARA UNIVERSITY	IN	5.2	5.7	35.7	72.9	42.2	64.2	24.3		1.5	75.5	95.5	25.7
250	261-270	RIKKYO UNIVERSITY	JP	12.5	21.2	27.9	1.0	6.0	84.9	23.5	52.7	17.4	37.4	18.3	25.6



جامعة عجمان  
AJMAN UNIVERSITY

Delivering a  
world-class education  
in a global environment.



**MAKE IT  
HAPPEN**

Ajman-U.A.E.  
ajman.ac.ae



# Pride & Hope

Cherish the Truth, Enlighten the World

# CHONNAM NATIONAL UNIVERSITY

Democracy, Human rights  
Justice, Freedom & Peace

Gwangju, Korea,  
The May 18 Democratic Uprising

17  
colleges

11  
graduate schools

96  
departments

1,260  
faculty members

32,309  
students

120.1 million USD  
total research funds

2,636  
research projects

499 institutions in 62 countries  
international partnership

2,185  
international students

## Contact

77, Yongbong-ro, Buk-gu, Gwangju, 61186, Korea  
<http://global.jnu.ac.kr>

 CHONNAM  
NATIONAL UNIVERSITY

淡江大學



**TAMKANG UNIVERSITY**

NO. 1 PRIVATE UNIVERSITY IN TAIWAN  
Webometrics Rankings of World Universities, WRWU

## ON OUR FIFTH WAVE TRANSCENDING

Triple Objectives of Education

- Globalization
- Information-Oriented Education
- Future-Oriented Education



TKU

**Founded in 1950, 4 Campuses, 8 Colleges,  
25,000 Students, 224 Sister Universities, 2,000  
Overseas Students, and 270,000 Alumni.**

# Trends: QS World University Rankings® Asia Region 2020



**John O'leary**

Editor

The Times and Sunday Times Good University Guide.

After a year of unprecedented churn in QS's Asia ranking, the continent's universities have settled into a much more stable state. Only one of the top 50 universities has moved more than six places and half are within single place of the position they occupied last year. Zhejiang University is the exception, moving up seven places to rank sixth in Asia.

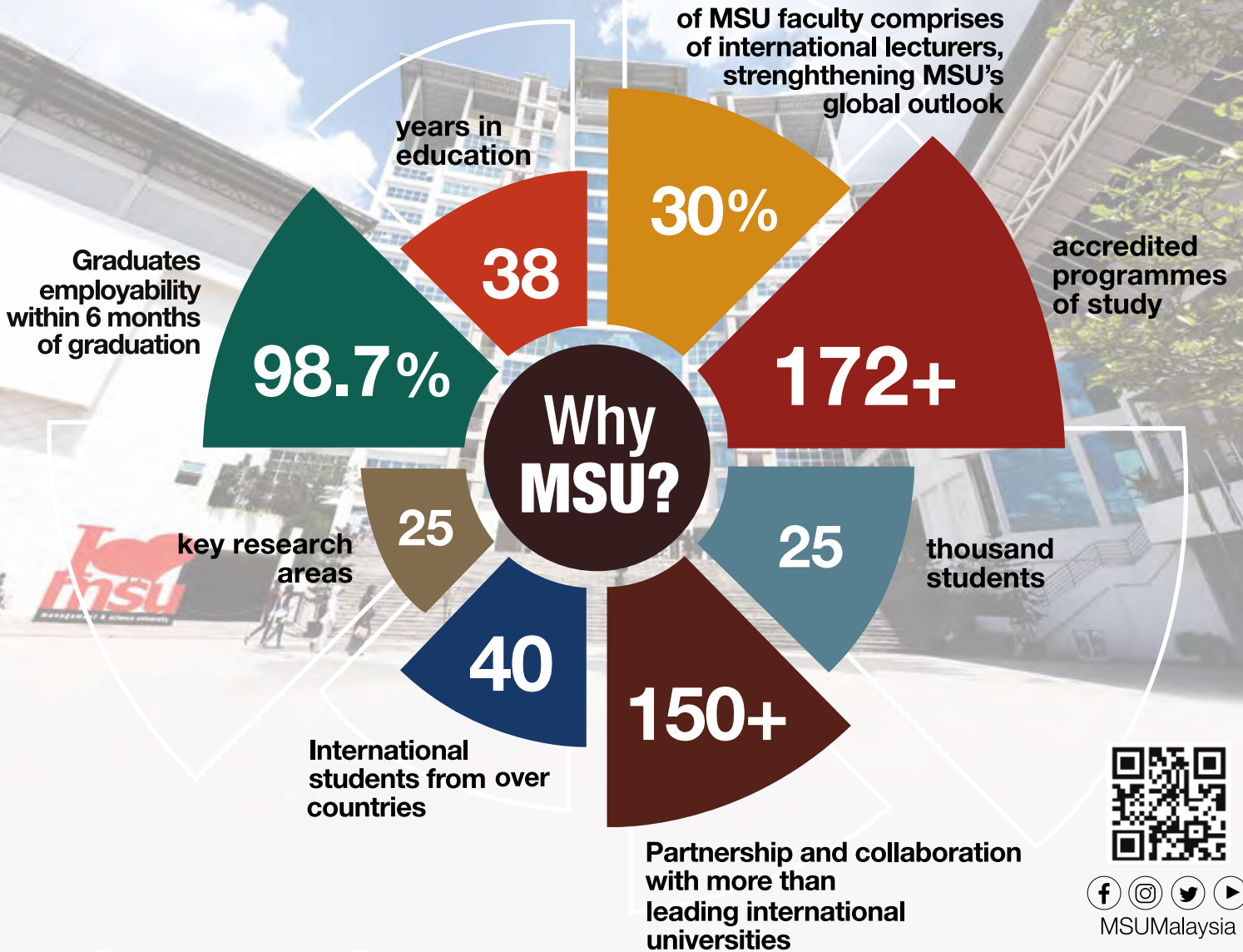
Singapore is the big winner in the 2020 ranking, however, claiming the top two places. The National University of Singapore (NUS) retains its region-leading status, and Nanyang Technological University (NTU) has overtaken the University of Hong Kong (HKU) to become its closest challenger.

China's universities have maintained their recent progress, with six more new Chinese entrants this year. Almost 120 of the 550 ranked universities are Chinese, including four of the top seven. Most have maintained or improved their positions since last year. This represents considerable Chinese

progress: in 2016, only 1 Chinese university ranked among the top ten.

The 11th Asian ranking is the largest yet, with 550 universities. A total of 836 universities were evaluated, and there was an increase of almost 15% in the number of core data points included in the exercise. This is a testament to QS's commitment to ensuring that our university performance evaluations are as thorough and robust as possible.

A total of 18 countries, territories, and autonomous regions are represented, with Mongolia represented in the ranking for the first time. The exercise enables universities and territories that do not feature in the QS World University Rankings (WUR) to enjoy their moment in the spotlight.







---

University of Tokyo (pictured) remains the leading university in Asia according to the academic faculty we survey for this ranking.

---

The methodologies for QS's regional rankings differ from that used for our overall QS World University Rankings exercise. For Asian universities, we also measure the proportion of staff with a PhD, the number of citations per paper and the number of papers per faculty member, as well as figures for the international research network and the numbers of inbound and outbound exchanges. The top two have swapped positions for the regional ranking but four of the top five are common to both lists. The exception is the University of Tokyo, which is now outside the top 10 in the Asian ranking.

Tokyo remains the leading university in Asia according to the academic faculty we survey for this ranking, however: it is rated just ahead of NUS. Employers rate Peking University's graduates most highly, with Tsinghua's close behind. The University of Malaya has the most diverse international research network in the continent, overtaking the two leading Singapore universities on this measure.

Malaysia's universities have continued their noteworthy progress in this instalment, doing particularly well in the reputational indicators, the international research network indicator, and internationalisation metrics. The five Malaysian universities in Asia's top 50 have all risen since last year and there are now almost 30 in the ranking as a whole.

On a much smaller scale, Brunei's two representatives have made spectacular progress this year. Universiti Brunei Darussalam is up 14 places to 86th and Universiti Teknologi Brunei up no fewer than 44 places: it now ranks joint-137th.

The global rise of Asian universities has been anticipated for several years, as the region's governments have increased their investment in higher education and research. Almost one-third of the 1,000 institutions in the 2020 QS World University Rankings were from the continent, including 10 of the top 40.



Japan had two universities in that leading group, but the country has endured another stagnant year in the Asian ranking. Although it has eight universities in the top 30 and 87 in the ranking as a whole, the majority have dropped since last year. Relative regression in the research indicators, compared with other Asian universities, is largely responsible for this indifferent performance.

Taiwan's highest-ranked institutions have had a successful year, with consistent performances across all indicators. They have enjoyed particular improvement in reputational indicators, especially from employers, with a dozen Taiwanese institutions among the top 100.

India has had a mixed year, having only recently embraced rankings. Twenty of the country's institutions appear in the Asian

ranking for the first time, with 96 included in total, but India's top 10 institutions have all dropped and none feature among the continent's top 30.

South Korea, with a much smaller population, has seven universities in the top 30, although only Seoul National University makes the top 10 this year. The country has over 70 institutions in the expanded ranking, including 16 new entrants – an impressive number considering that there were 13 Korean newcomers last year.

The regional rankings also allow universities that do not appear in the world rankings to compare themselves with their peers. The expanded Asian ranking has given this opportunity to 50 more universities.

We are looking for Dark Matter and  
seeking answers to the 100 most  
important questions in modern science

[www.nsu.ru](http://www.nsu.ru)

**N\*** Novosibirsk  
State  
University  
**\* THE REAL SCIENCE**

# 1

Veterinary Medicine  
Teaching Hospital



# 1

Plant Teaching  
Hospital

# 2

Experimental  
Farms



# 4

Experimental  
Forest Stations

# 40+

Cutting-edge  
Research Centers



# 9

Colleges

- Liberal Arts
- Science
- Engineering
- Life Sciences
- Veterinary Medicine
- Management
- Law and Politics
- Electrical Engineering and Computer Science
- Agriculture and Natural Resources

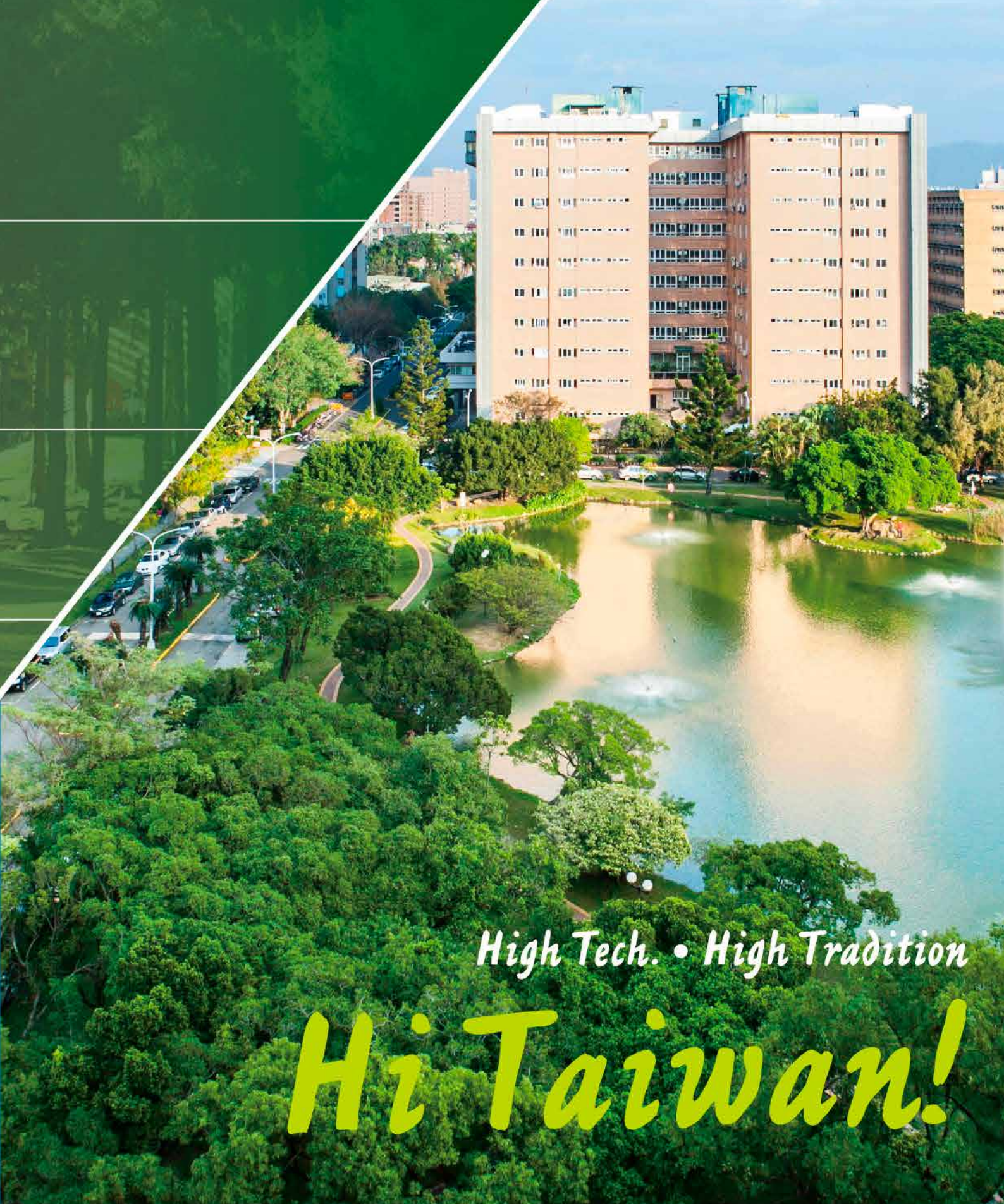


**National  
Chung Hsing  
University**

[www.nchu.edu.tw](http://www.nchu.edu.tw)



Nurturing for a century;  
Flourishing in the centennial



*High Tech. • High Tradition*

***Hi Taiwan!***



國立中興大學  
National Chung Hsing University

Chonbuk National Univ changes its name to Jeonbuk National Univ(JBNU)  
for a best glocal univ from 2019

Central Plaza of JBNU

JBNU is located in the heart of Jeonju, a top 3  
tourist city in Asia introduced by CNN 'the City'.

The Platform for Empathy and Innovation

# JEONBUK NATIONAL UNIVERSITY



#2 among the 9 KNUs  
all through 2014-2019

Contact [www.jbnu.ac.kr/eng](http://www.jbnu.ac.kr/eng)



JEONBUK  
NATIONAL UNIVERSITY



**116**

International  
Accredited  
Programs

More than  
**150,000**  
Regular and Online Learning Students



**28**  
Science  
Faculties

**28**

Research  
Centers



**165**  
Specialized  
Educational  
Programs

**VISION**

World Class  
University with  
sustainability and  
community  
engagement

**Mission**

Community  
Responsibility :  
Knowledge Development,  
Research, Innovation and  
Entrepreneurship

جامعة الملك عبدالعزيز  
King Abdulaziz university

Jeddah, Saudi Arabia  
www.kau.edu.sa





# I-SHOU UNIVERSITY

*A renowned private university in Taiwan that prepares students for the challenging world ahead*



- **Students of 40+ Nationalities Enrolled**
- **Research in Clinical Medicine & Engineering Listed on ESI Top 1%**
- **3 Business Colleges Accredited by AACSB**
- **Interdisciplinary Configuration of Intelligence Technology & Medicine across 9 Colleges**

College of Medicine/ College of Electrical and Information Engineering/ College of Indigenous Studies  
College of Science and Engineering/ College of Communication and Design/ College of Language Arts  
College of Management/ College of Tourism and Hospitality/International College (AACSB Accredited)



[www.isu.edu.tw](http://www.isu.edu.tw)  
Kaohsiung Taiwan, R.O.C.



# QS Stars: Helping prospective students find their perfect fit



When the QS World University Rankings first emerged in 2004 it responded to an urgent need: providing a rapidly-growing contingent of internationally mobile students with a way to form concrete comparisons of university standards across borders.

Yet rankings have their limitations. For one thing, the leading universities in the QS World University Rankings constitute some 5% of higher education institutions worldwide.

Rankings are consistently led by elite, research-intensive institutions with a global reach. But there are thousands of universities whose strengths lie elsewhere, like the quality of teaching, high employability rates, a truly international campus, excellent facilities, or a commitment to social responsibility.

These are some of the diverse aspects of a university's mission that are not necessarily captured by international rankings. So how can such universities receive recognition for the areas in which they excel?

The answer is QS Stars, a rating system which exists to give students a way of forming a more comprehensive comparison of universities than can be achieved by looking at rankings alone. QS Stars is an opt-in ratings system, and an unlimited number of universities can participate – high-profile institutions that already feature prominently in rankings, as well as lesser-known universities which nonetheless offer excellent services in other areas.

## What is QS Stars?

QS Stars is an evaluation system that assesses universities worldwide using a rating method. Universities are assessed in at least eight out of thirteen categories and awarded an overall rating of 1 to 5+ Stars, as well as a Star rating in each category, depending on their performance in the evaluation.





# The things we do here **make** **a difference** **out there.**

Our researchers are developing solutions to some of the most pressing problems facing the world today. We are renowned for the work we do in our core areas of ageing and health, cities, culture and creative arts, data, and energy.

From Newcastle. **For the world.**

[ncl.ac.uk/from](https://ncl.ac.uk/from)

## Which universities use QS Stars?

QS Stars is an opt-in system, meaning participating universities choose to undergo a comprehensive audit conducted by the QS Intelligence Unit. Since the system was launched in 2010, more than 475 institutions have participated in the QS Stars rating process.

Institutions range from world-leading universities to newer, less internationally established universities in less mature higher education systems, who nonetheless seek to benefit from the benchmarking and evaluation opportunity provided.

With new universities opting into the system on a weekly basis, the list of QS Stars institutions is continually growing.

Universities are evaluated in several criteria in at least eight of the following categories:

- > Teaching
- > Employability
- > Internationalization
- > Research
- > Academic Development
- > Facilities
- > Online Learning
- > Subject Ranking
- > Program Strength
- > Arts & Culture
- > Innovation
- > Social Responsibility
- > Inclusiveness

Each category has its own indicators and weightings.

## QS Stars by the Numbers [QS Stars Testimonials](#)

**2010**

The year QS Stars was launched

**475+**

Universities have taken part in QS Stars

**60+**

Countries have had at least one QS-Stars-rated institution

**40%**

The proportion of Latin American countries that have had at least one QS Star-rated institution

**4.3**

Average number of new QS Stars participants per month since its inception

“QS Stars have been very useful to find areas

of opportunity inside our university, as well as to improve the services we offer to the students. It has helped Tecnológico de Monterrey increasing the recruitment of international students, and developing relations with international universities as well as sharing our experiences with them. The QS Stars Development RoadMap has also allows us to know our strengths, identify our weaknesses, and work on both on our yearly planning process”.

### Francisco Javier Cantú

Director of Research at Tecnológico de Monterrey

“QS Stars has illuminated a plethora of activities that we need to review in order to retain our place in the top 100. We found that the exercise of going through the Stars is very useful in helping us to identify gaps in the information we have, and find ways of obtaining it”

### Pamela Moss

Director of Planning at the University of Auckland

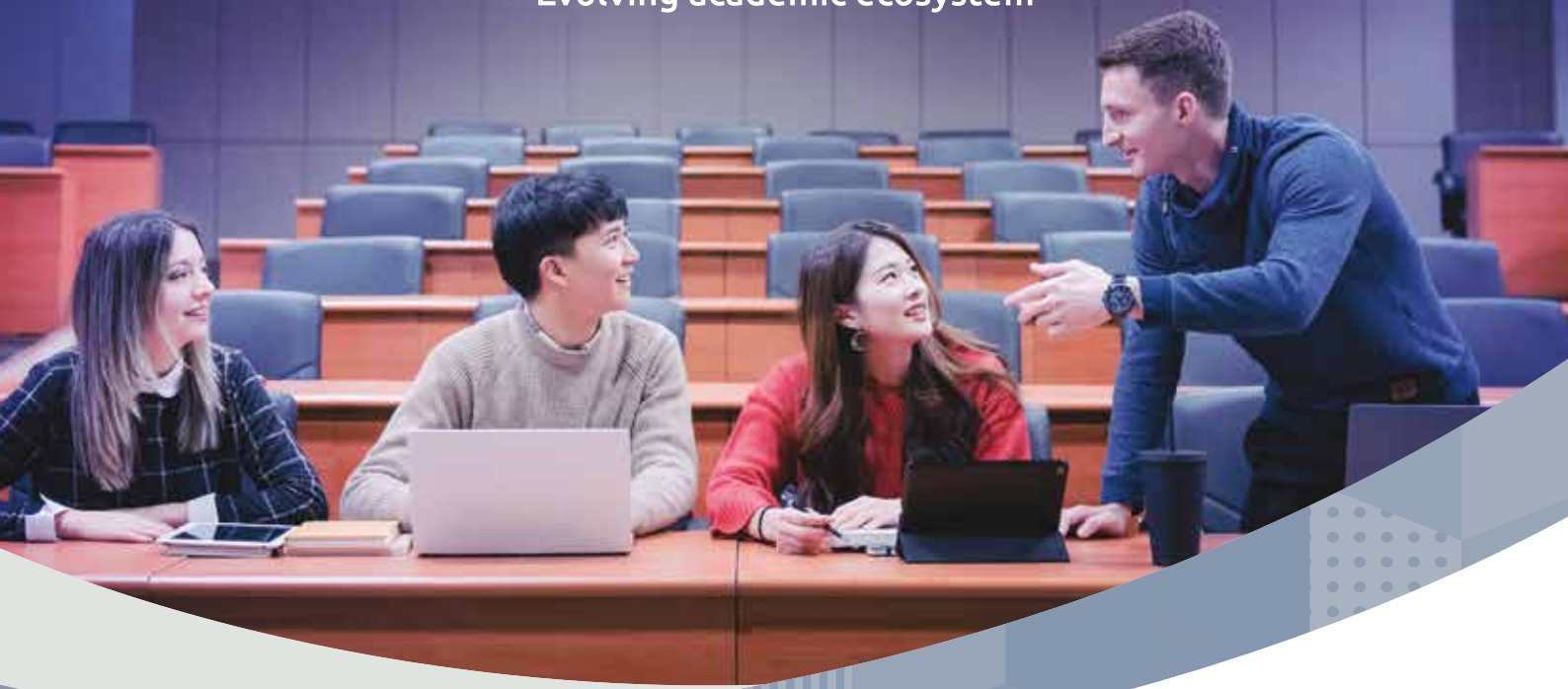


# PRIDE OF KOREA

---

## Leading the Future in University Education

Innovative education platform  
Collaborative curriculum  
Evolving academic ecosystem





**UniKL**  
UNIVERSITI  
KUALA LUMPUR



**BE BOLD  
BE UNIKL**

# Where Knowledge Is Applied And Dreams Realised



Electrical Engineering, Electronics Engineering Technology, Telecommunication Technology and Medical Electronics



Mechanical Engineering, Mechatronics, Manufacturing, Applied Electronics and Automotive Technology



Design, Manufacturing and Engineering Business Management



Information Technology, Networking System, Multimedia and Animation



Medicine, Pharmacy and Health Sciences



Medical Science Technology



Aviation and Aircraft Maintenance Technology



Marine Engineering Technology



Accounting, Business Administration, Entrepreneurship, Islamic Finance, International Business, Management, Marketing and Tourism



Welding, Air Conditioning and Industrial Refrigeration, Mechanical Engineering and Industrial Maintenance Technology



Quality Engineering, Process Instrumentation, Facilities Maintenance and Industrial Logistic



Chemical Engineering and Bioengineering Technology



Railway Technology

[www.unikl.edu.my](http://www.unikl.edu.my)



Hotline: 1800 888 177



+6011 5965 6805



marketing@unikl.edu.my



Universiti Kuala Lumpur  
Officialpage



Group of  
Companies

Universiti Kuala Lumpur-00011(W)



PRINCE MOHAMMAD BIN FAHD UNIVERSITY  
Al-khobar Eastern Province Saudi Arabia

PMU

Creative Minds ..  
Transform the World


[pmu.edu.sa](http://pmu.edu.sa)

 PMU\_KSA





# The University Rating Shining a Light on Excellence



Increased  
**International  
Recognition**



Enhanced  
**Branding  
& Visibility**




**Areas of  
Excellence**  
highlighted

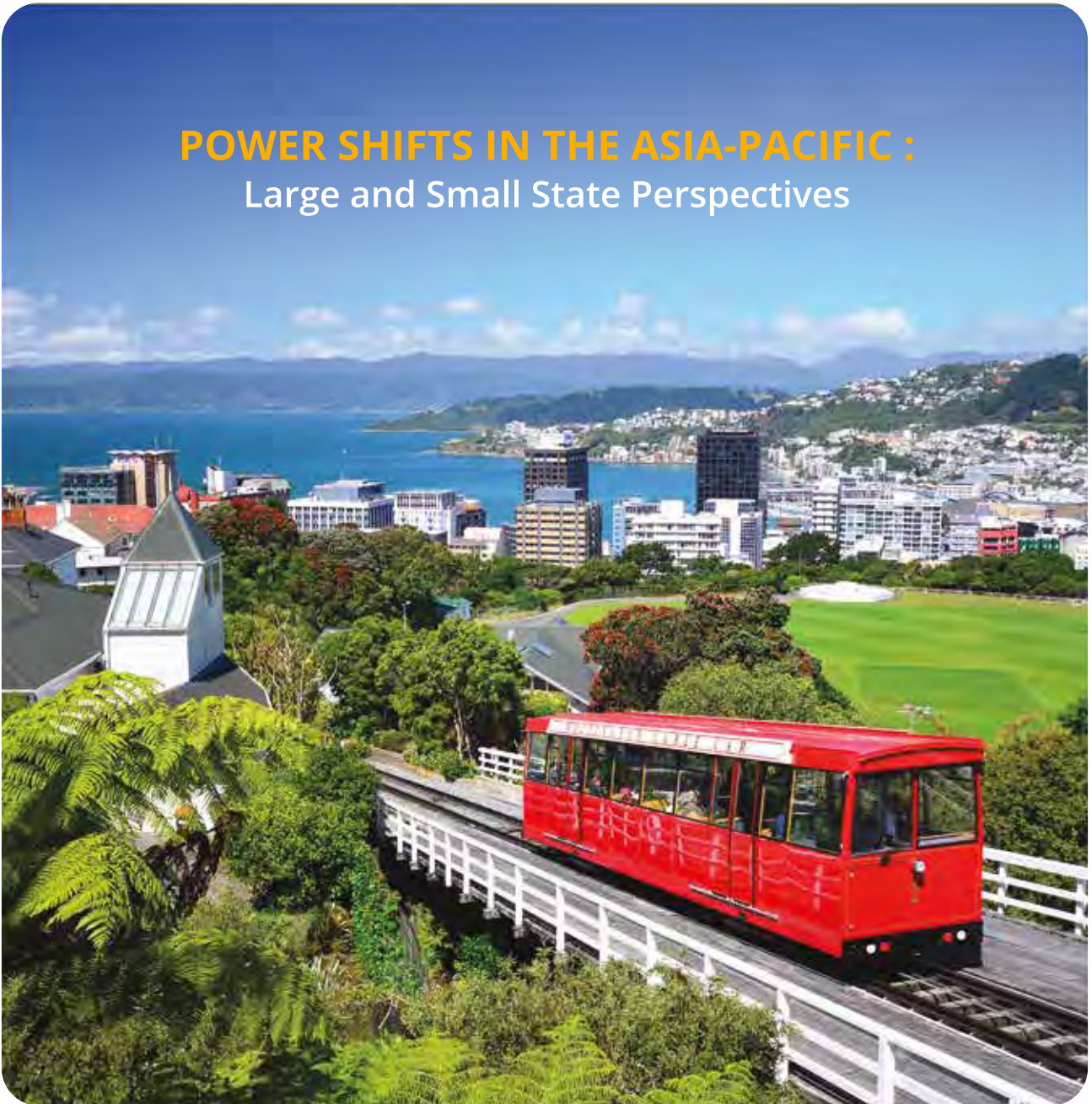
Learn more at [www.qs.com](http://www.qs.com)

*Students to the world with PNU*


# PUSAN NATIONAL UNIVERSITY



## **POWER SHIFTS IN THE ASIA-PACIFIC :** Large and Small State Perspectives



19 - 21  
February  
2020



Victoria University  
of Wellington  
**NEW ZEALAND**



REGISTER NOW  
at  
[www.qssubjectfocus.com](http://www.qssubjectfocus.com)



# EduData summit

 June 10th - 11th, 2020

 Delegates Dining Room at **The United Nations**, New York, United States

## Data & analytics in higher education

Learn the best tools and practices to manage your data towards increasing efficiencies and improving processes within your university and business schools.

**Early-bird tickets available now**

**Secure your place at**  
[www.edudatasummit.com](http://www.edudatasummit.com)

## QS Rankings Summit

Taking place on June 12th, this is a unique one-day seminar in which industry experts will provide insights on how to maximize your institution's potential, measured by the QS methodologies used to create the QS World University Rankings.

**More information**  
[www.edudatasummit.com](http://www.edudatasummit.com)

Powered by:





**QUEEN'S  
UNIVERSITY  
BELFAST**

**MAKING A  
DIFFERENCE  
THROUGH OUR  
IMPACT IN THE  
WORLD**

**qub.ac.uk**



**RUSSELL  
GROUP**